



VISUAL



HOME MARKETS TECHNOLOGY MONEY HEALTHCARE ENERGY MINING GR

TECHNOLOGY

The Jeff Bezos Empire in One



Published 2 years ago on January 11, 2019
By Jeff Desjardins





BLUE ORIGIN

The Washington Post

Nash Holdings LLC

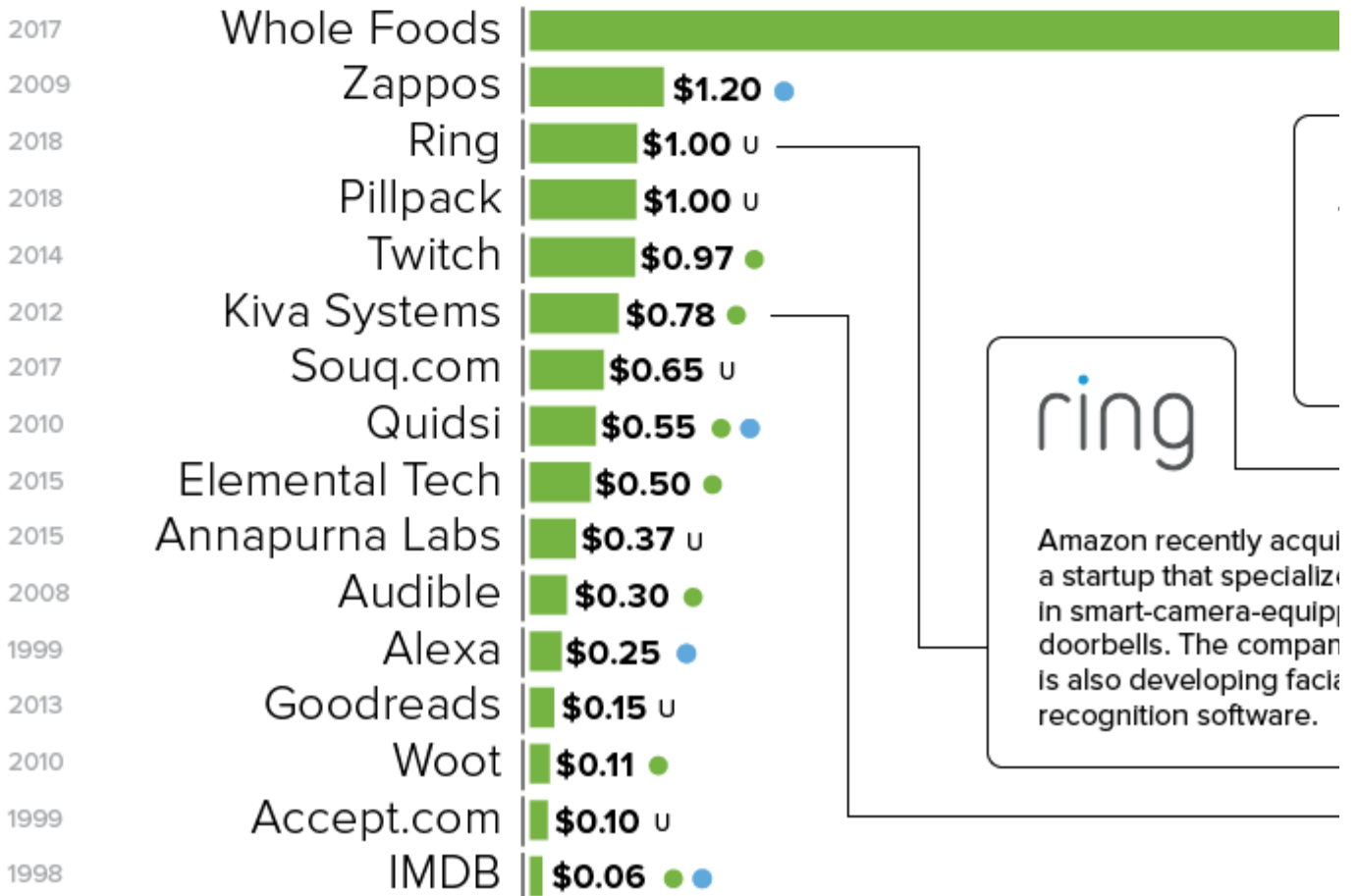
*Denotes successful IPO exit

†Sold to Google



KEY ACQUISITIONS
IN BILLIONS

● CASH ● STOC



NASH HOLDINGS LLC

KEY ACQUISITIONS
IN BILLIONS

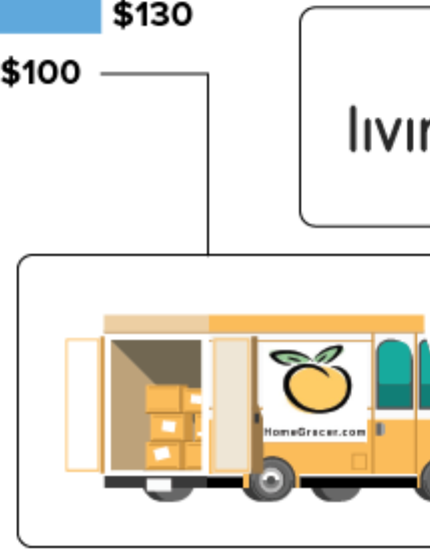
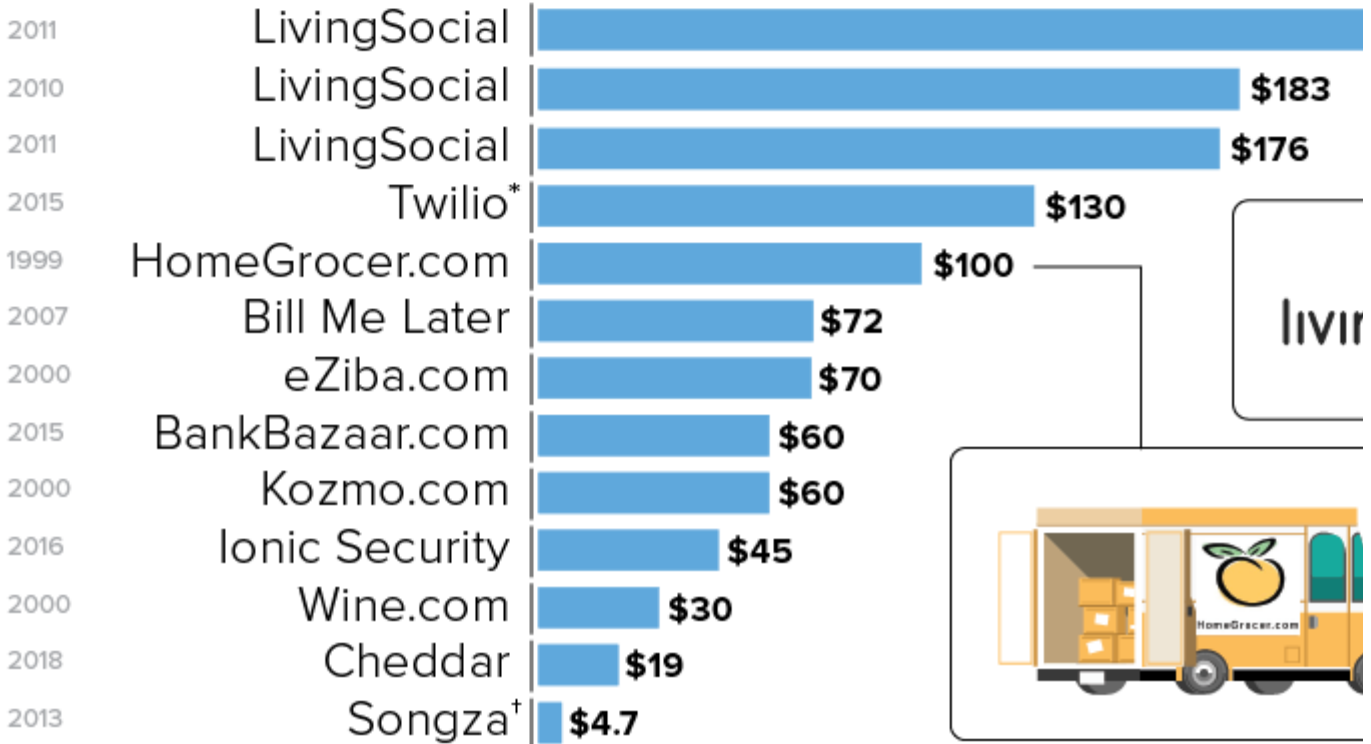
Washington Post | \$0.25



KEY INVESTMENTS
BOUND SIZE IN MILLIONS



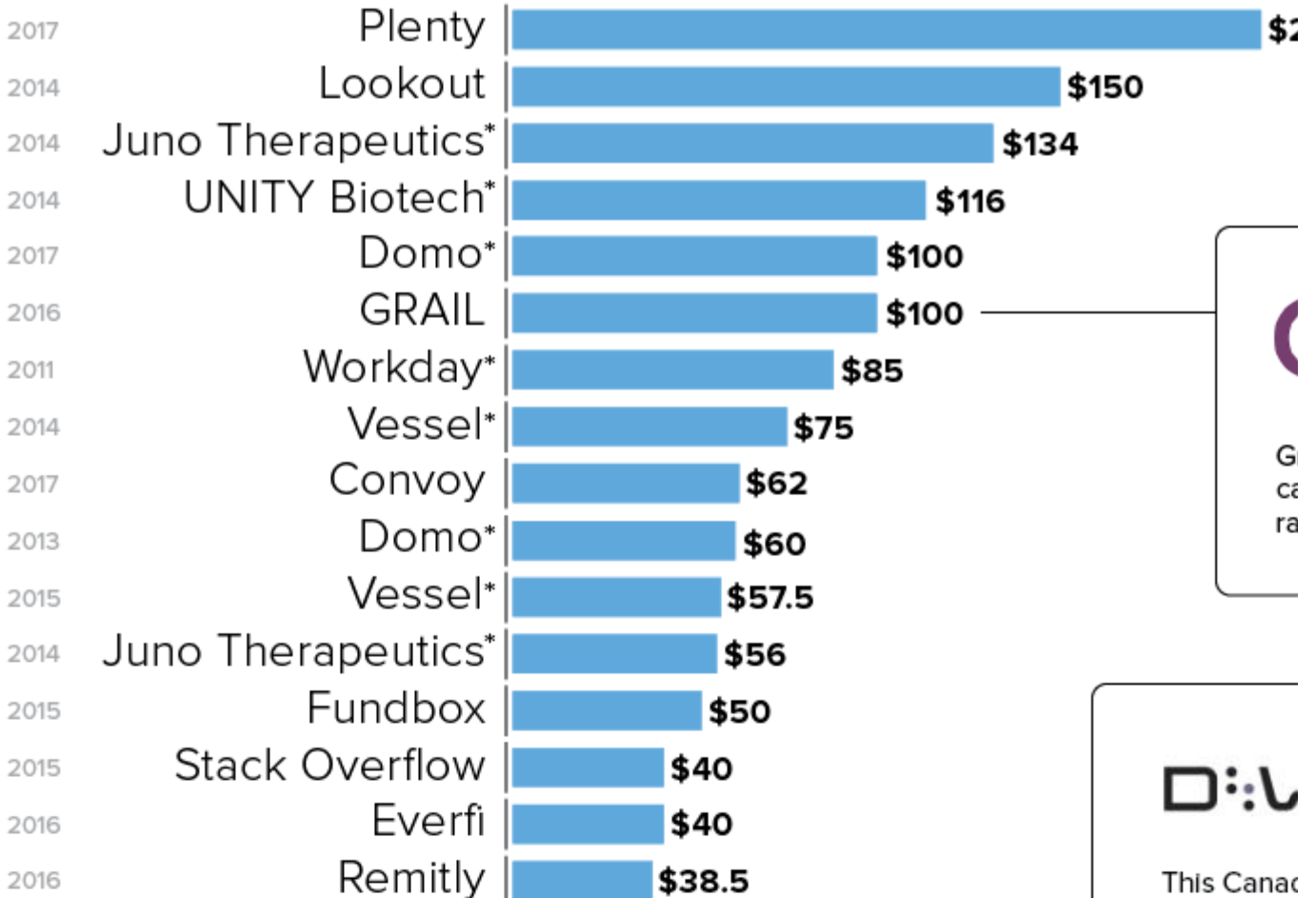
ROUND SIZE, IN MILLIONS

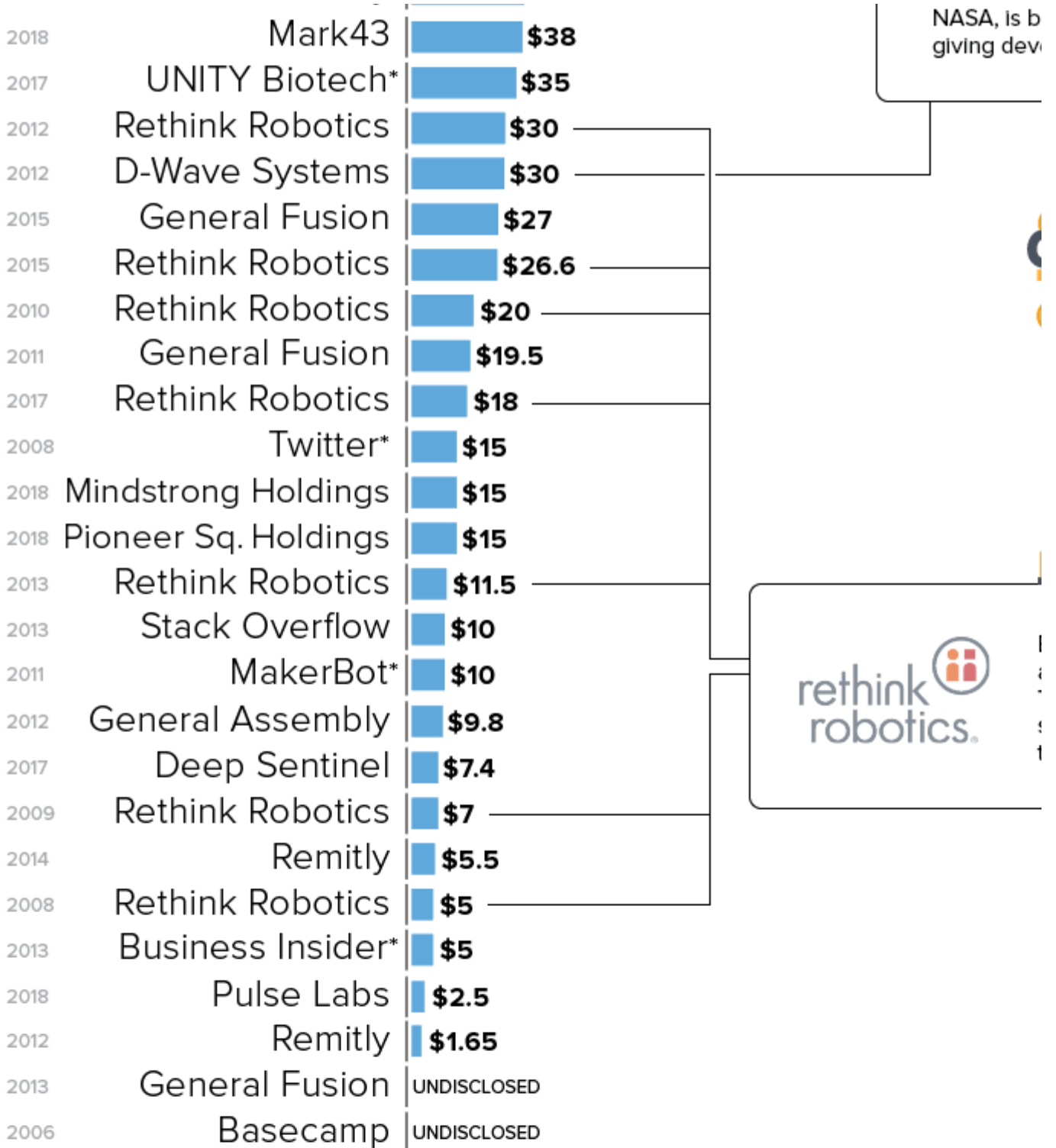


BEZOS EXPEDITIONS

KEY INVESTMENTS

ROUND SIZE, IN MILLIONS



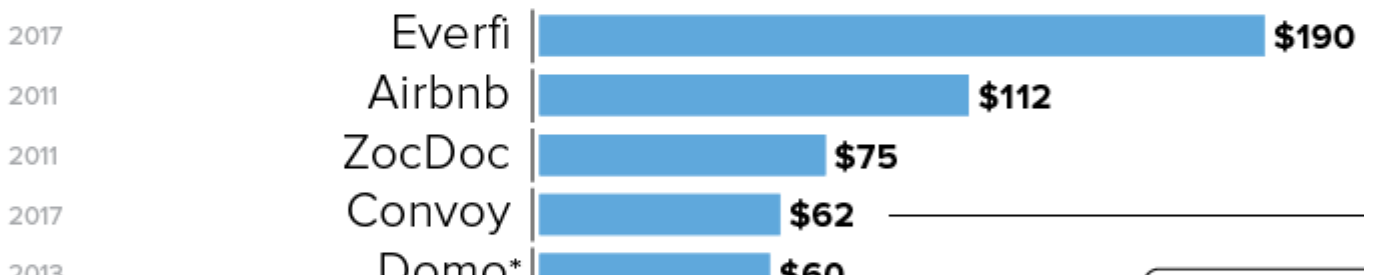


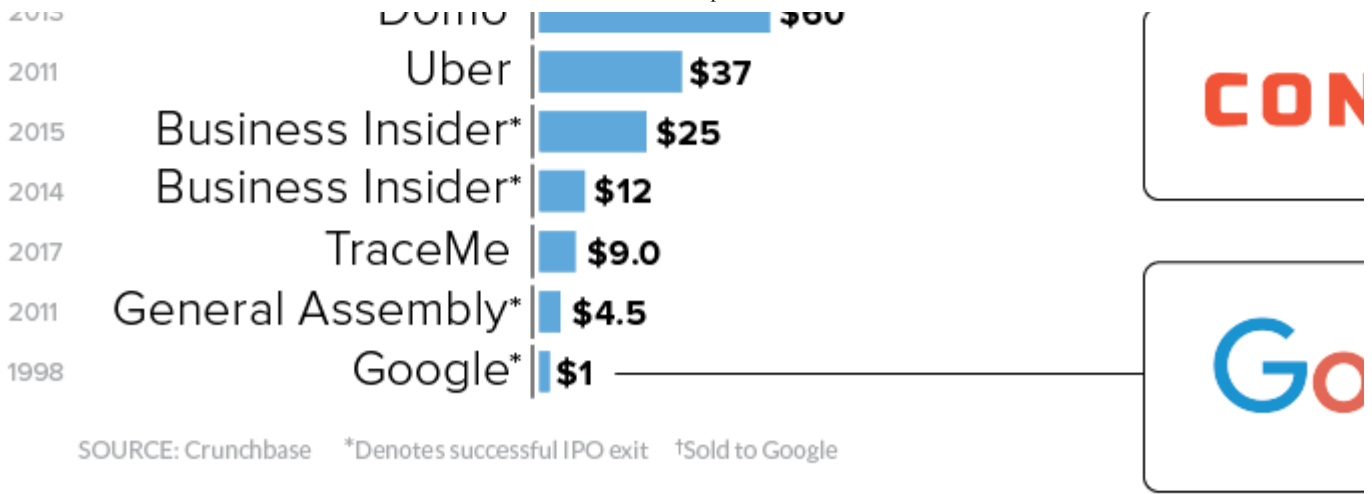
JEFF BEZOS



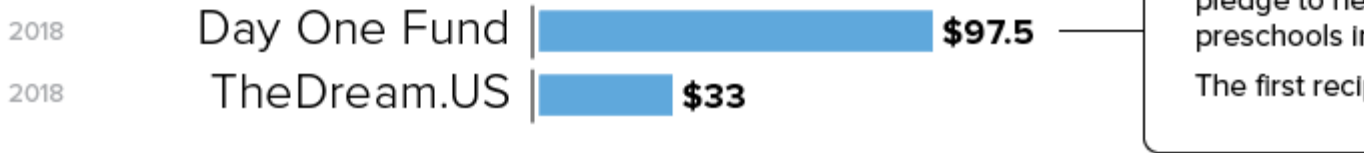
KEY INVESTMENTS

ROUND SIZE, IN MILLIONS





PHILANTHROPY | IN MILLIONS



The Jeff Bezos Empire in One Giant Chart

With a fortune largely tied to his 79 million Amazon shares, the net worth of Jeff Bezos continued to rise.

Most recently, the Amazon founder was even able to surpass Bill Gates on the global wealth leaderboard with \$137 billion to his name – however, this ascent to the very top may be extremely short-lived.

On January 9th, 2019, Jeff Bezos announced on Twitter that he was divorcing MacKenzie his wife of 25 years. While the precise ramifications of the news are not yet clear, it's a possibility that MacKenzie Bezos could end up with a considerable portion of shares in Amazon.

There is much to be decided as the world's wealthiest couple splits their assets – but here is a list of what Jeff Bezos owns today.

The Jeff Bezos Empire in 2019

The obvious centerpiece to the Jeff Bezos Empire is the 16% ownership stake in Amazon.

However, beyond that, there is a wide variety of other investments and acquisitions that Bezos has made through Amazon or his other investment vehicles. These range from high-profile names to more secretive endeavors, and are worth looking at to truly understand his empire and fortune.

Amazon.com

Amazon makes acquisitions and investments that relate to the company's core business and its future ambitions. This includes acquisitions of Whole Foods (\$13.7 billion in 2017), Zappos (\$1.2 billion in 2009), PillPack (\$1 billion in 2018), Twitch.tv (\$970 million in 2014), and Amazon Systems (\$780 million in 2012).

This also includes investments in everything from failed dot-com company Kozmo.com to Twilio, which successfully IPO'd in 2016.

Bezos Expeditions

Bezos Expeditions manages Jeff Bezos' venture capital investments. Over the years, this arm has put money into Twitter, Domo, Juno Therapeutics, Workday, General Fusion, Intel Robotics, Business Insider, MakerBot, and Stack Overflow.

More recent investments include GRAIL, a startup that recently raised over \$900 million to detect cancer before it happens, as well as EverFi, an edtech startup.

Jeff Bezos

Jeff Bezos also invests money on a personal level. He was an angel investor in Google and has also put money in Uber and Airbnb. (Note: these last two companies are listed on the Expeditions website, but on Crunchbase they are listed as personal investments.)

Nash Holdings LLC

Nash Holdings is the private company owned by Bezos that bought The Washington Post for \$2.5 billion.

Bezos Family Foundation

The BFF is run by Jeff Bezos' parents, and is funded through Amazon stock. It focuses on education, and has also made an investment in LightSail Education's \$11 million Series A round.

Blue Origin

Finally, it's also worth noting that Jeff Bezos is the founder of Blue Origin, an aerospace company that is competing with SpaceX in mankind's final frontier.

Note: This article and infographic were originally published in June 20, 2017. Both have been updated as of January 11, 2019 to include more up-to-date acquisitions and investments.



Get your mind blown on a daily basis:

Your email address

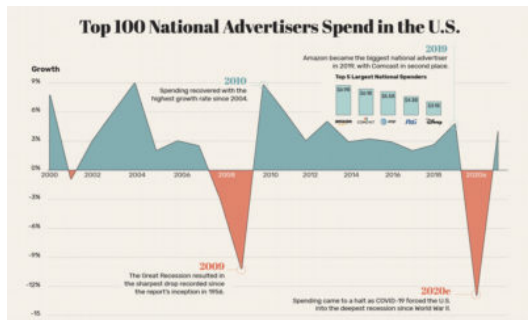
Sign up for free

RELATED TOPICS: #EMPIRE #AMAZON #JEFF BEZOS #WHOLE FOODS #BEZOS EXPEDITIONS

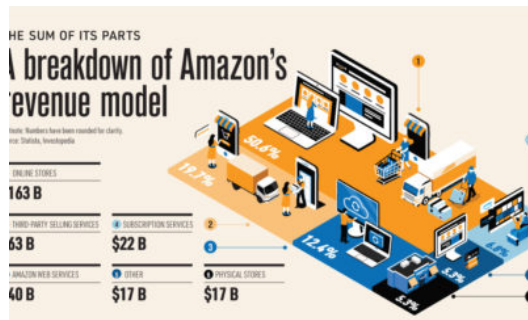
← **DON'T MISS**
Chart: The World's Largest 10 Economies in 2030

UP NEXT
Visualizing the World's Busiest Ports

YOU MAY LIKE



How Total Spend by U.S. Advertisers Has Changed, Over 20 Years



Visualized: A Breakdown of Amazon's Revenue Model



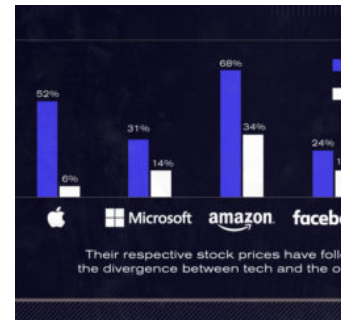
How Amazon Makes Its Revenue



Ranked: The Top 100 Product Searches on Amazon



Here's What Happens Every Minute on the Internet in 2020



The Stocks to Rule Their Tech's Might in Five Cha

COMMENTS

TECHNOLOGY

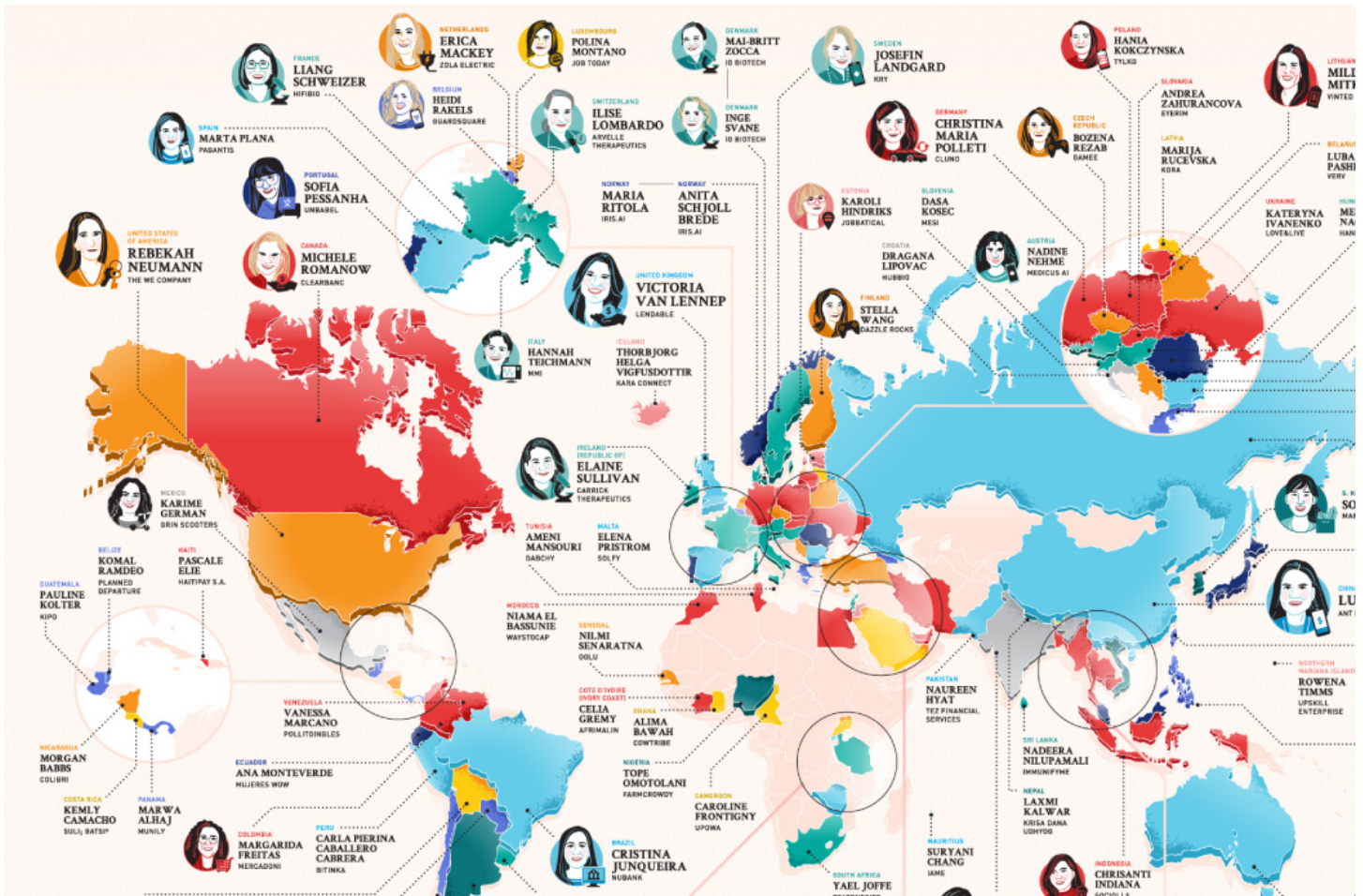
Mapped: The Top Female Founder in Each Country

Who are the leading female founders worldwide? From Brazil to Singapore, we map the global landscape of companies with women at the helm.



Published 2 days ago on October 21, 2020

By Dorothy Neufeld



Mapped: The Top Female Founder in Each Country

View the high resolution of this infographic by clicking [here](#).

Companies with at least one female founder generate 78 cents of revenue for every dollar of venture funding, while male-led startups generate roughly 31 cents.

Yet, startups with only female founders receive **just 3%** of total invested dollars globally.

The above infographic from Business Financing explores the global landscape of

CONTINUE READING


Visualizing All of Earth's Satellites: Owns Our Orbit?

Nearly 6,000 satellites circle our tiny planet. About 60% are space junk, 40% are operational—and hundreds more are launched every year.



Published 3 days ago on October 20, 2020

By **Therese Wood**



Visualizing All of Earth's Satellites

For centuries, humans have looked to space and the stars for answers. The fascination is more than philosophical—it's coupled with the need to solve problems here on Earth.

Today, there are seemingly countless benefits and applications of space technology. Satellites, for instance, are becoming critical for everything from internet connectivity and precision agriculture, to border security and archaeological study.

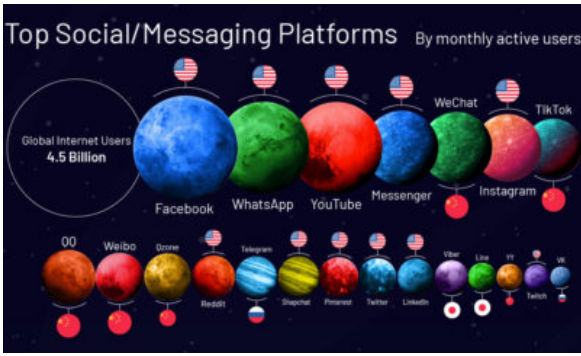
Space is Open for Business

CONTINUE READING

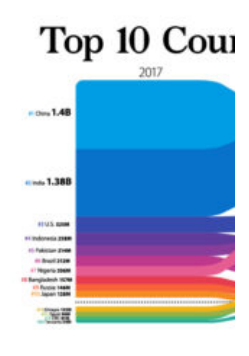
POPULAR



TECHNOLOGY / 1 month ago
Here's What Happens Every Minute on the Internet in 2020



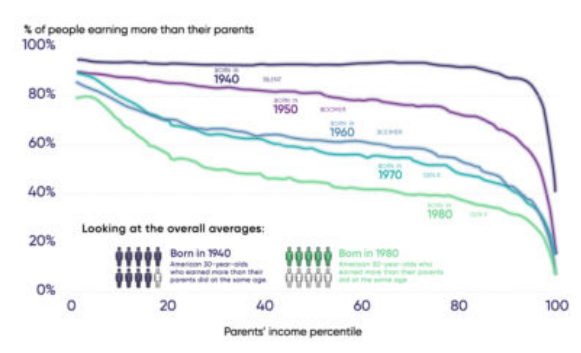
TECHNOLOGY / 2 months ago
Visualizing the Social Media Universe in 2020



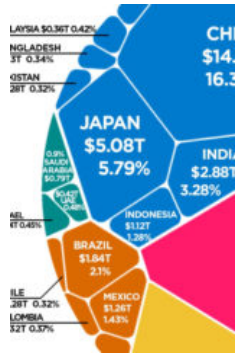
DEMOGRAPHICS / 2 months ago
The World Population by Country



MISC / 1 month ago
29 Psychological Tricks To Make You Buy More



MONEY / 2 months ago
The Decline of Upward Mobility in One Chart



MARKETS / 1 month ago
The \$88 Trillion One Chart



Copyright © 2020 Visual Capitalist

u