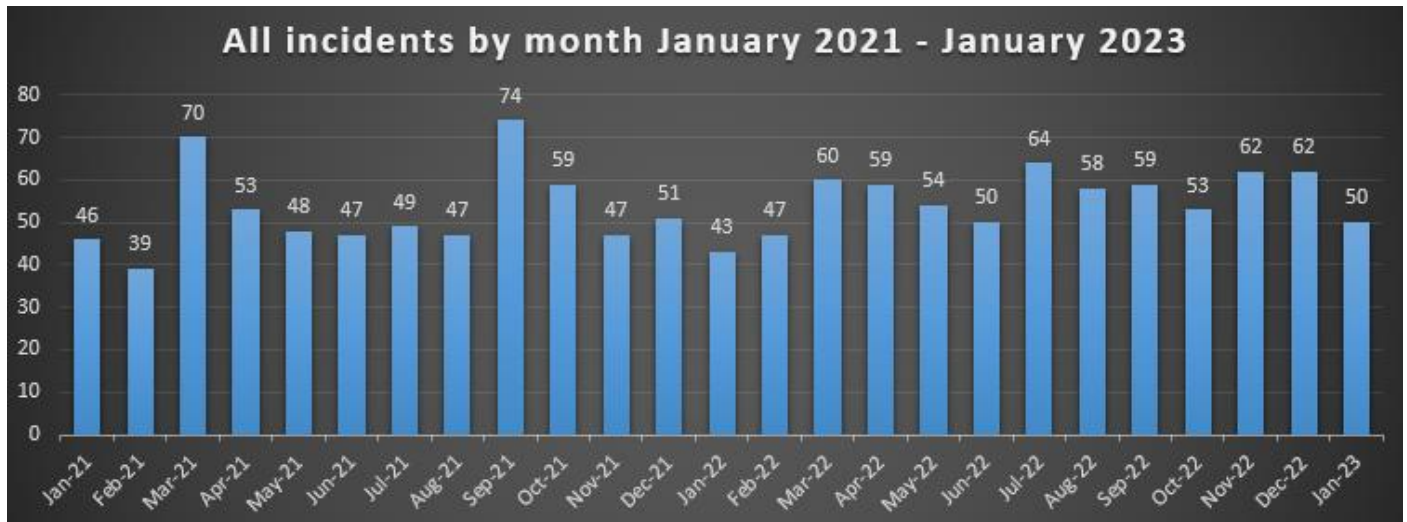


PUBLIC SAFETY INCIDENT REPORT

January 2023

This report reflects incidents as reported by our team, reported by members of the public to our 24-hour control room or reported via the Obs WhatsApp groups.

PLEASE CALL OUR CONTROL ROOM ON 021 447 1066 OR WHATSAPP US ON 074 636 3353 TO REPORT INCIDENTS



The above graph reflects the total reported incidents per month since January 2021.

For the period, 1-31 January 2023 there were 50 incidents reported.

SUMMARY:

Start Date: 01/01/2023 End Date: 31/01/2023

Total Incidents: 50

Categories	Incident Occurrences
▼ Crime	
▼ Theft	
Theft of Motor Vehicle	2
Theft out of Motor Vehicle	5
General Theft	10
Attempted Theft	3
Attempted Theft out of Motor Vehicle	1
Theft from Motor Vehicle / Car parts	4
Theft of Motor Cycle	1
Theft of Bicycle	2
Attempted theft of motor vehicle	1
▼ Assault	
Common Assault	1
Assault GBH	1
▼ Robbery	
Robbery Common	6
Robbery with weapon other than firearm	2
Malicious Damage to Property	1
▼ Housebreaking	
Housebreaking and theft	4
Housebreaking and theft business	1
Attempted housebreaking	3
Trespass	2

PUBLIC SAFETY INCIDENT REPORT

January 2023

Thefts recorded the highest number of incidents (29) broken down as follows –theft of motor vehicle (2), attempted theft of motor vehicle (1), theft out of motor vehicle (5), general theft (10), attempted theft (3), attempted theft out of motor vehicle (1), theft of motor cycle (1), theft of bicycle (2), theft of car parts (4). Other reported crimes were robberies / muggings (8), malicious damage to property (1), burglary (5), attempted burglary (3), assault (2), and trespass (2).

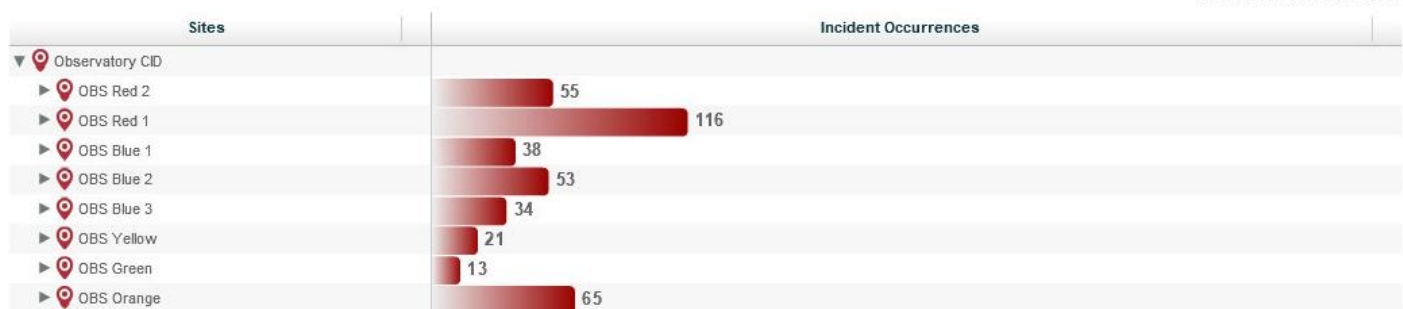
Proactive engagement (e.g. reports of suspicious activity / persons / vehicles) from the community went slightly up compared to the previous month (30 reports, 2 more received by the Control Room during December 2022).

The OBSID public safety team have to inform owners or residents of unlocked vehicles, open doors, and open garages or premises gates. OBSID's public safety team recorded 395 proactive incidents this month.

PROACTIVE BY SITE:

Start Date: 01/01/2023 End Date: 31/01/2023

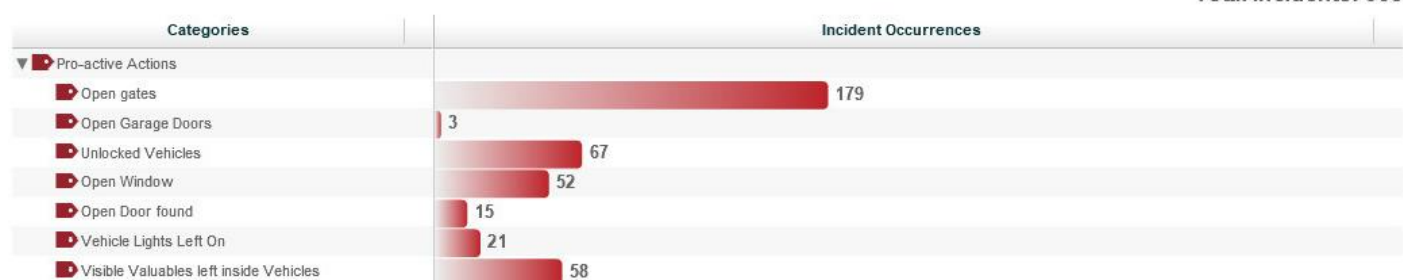
Total Incidents: 395



BY CATEGORIES:

Start Date: 01/01/2023 End Date: 31/01/2023

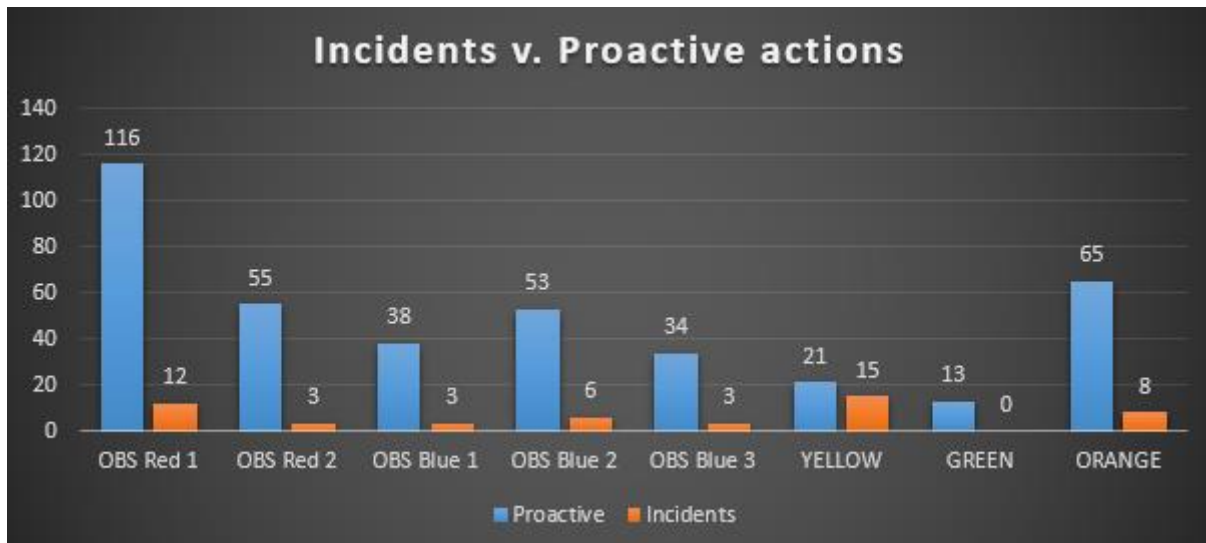
Total Incidents: 395



PUBLIC SAFETY INCIDENT REPORT

January 2023

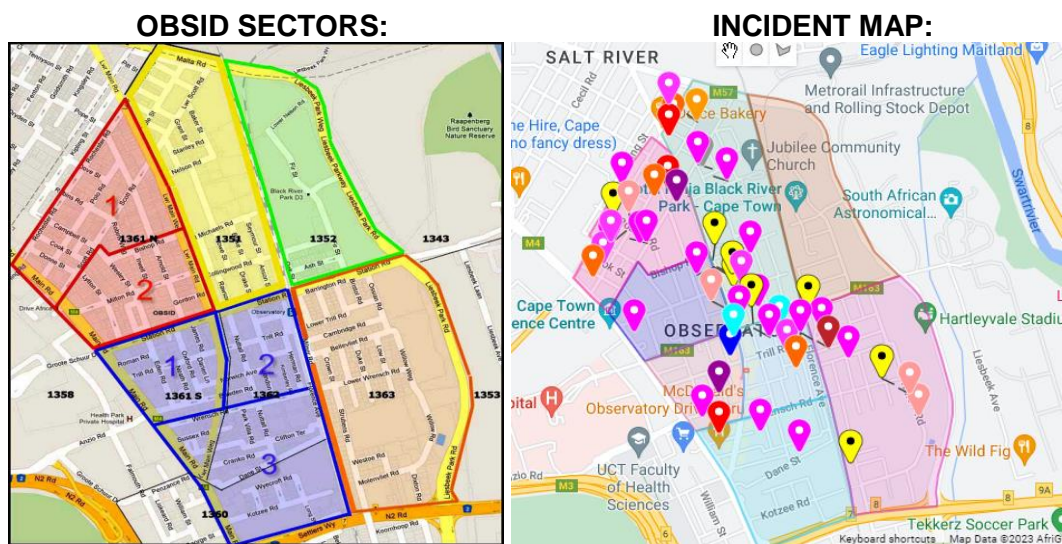
INCIDENTS V. PROACTIVE ACTIONS BY THE PUBLIC SAFETY OFFICERS:



OBSID public safety personnel **supported SAPS in 6 arrests** during the month of January 2023.

- 14 January 2023 – Cnr Norfolk & Lower Main Road, possession of stolen goods
- 18 January 2023 – Donne Street, possession of stolen goods
- 19 January 2023 – Lower Main Road, attempted housebreaking
- 19 January 2023 – Station Road, assault gbh
- 26 January 2023 – Stanley Road, attempted theft of cables
- 26 January 2023 – Rochester Road, attempted theft

TOTAL INCIDENTS BY CATEGORY AND MAP:



PUBLIC SAFETY INCIDENT REPORT

January 2023

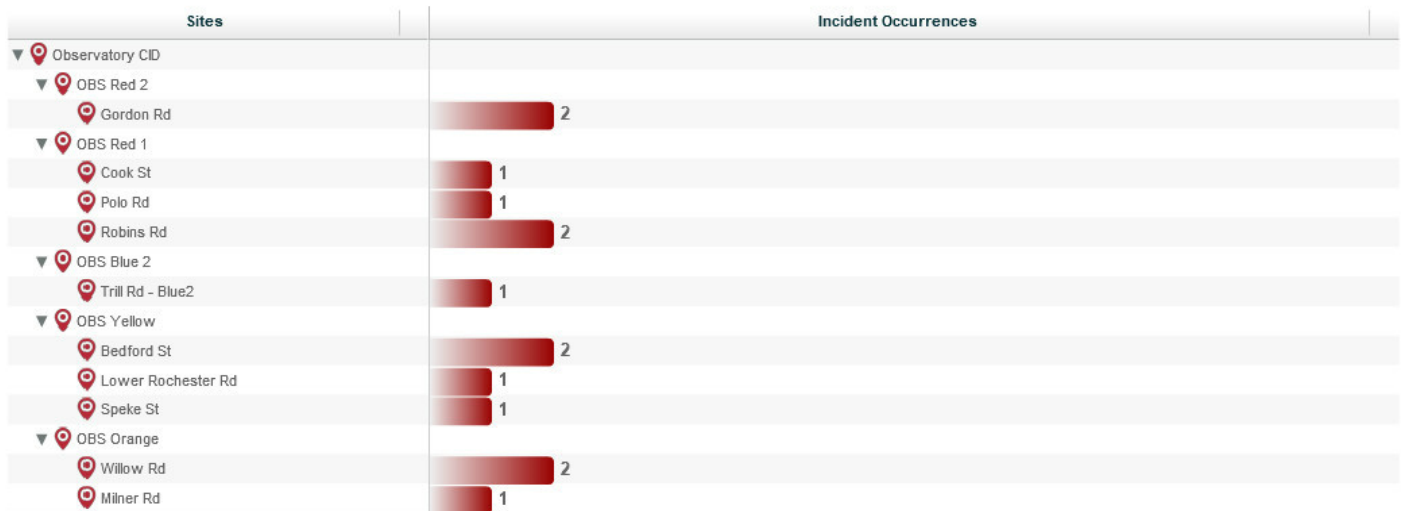
INCIDENTS OF CONCERN:

The below graphs indicates the amount and locations of housebreakings, muggings and vehicle related incidents:

- Vehicle related theft (**14**) (theft of motor vehicle, theft out of motor vehicle, theft of car parts and attempted theft out of motor vehicle);

Start Date: 01/01/2023 End Date: 31/01/2023

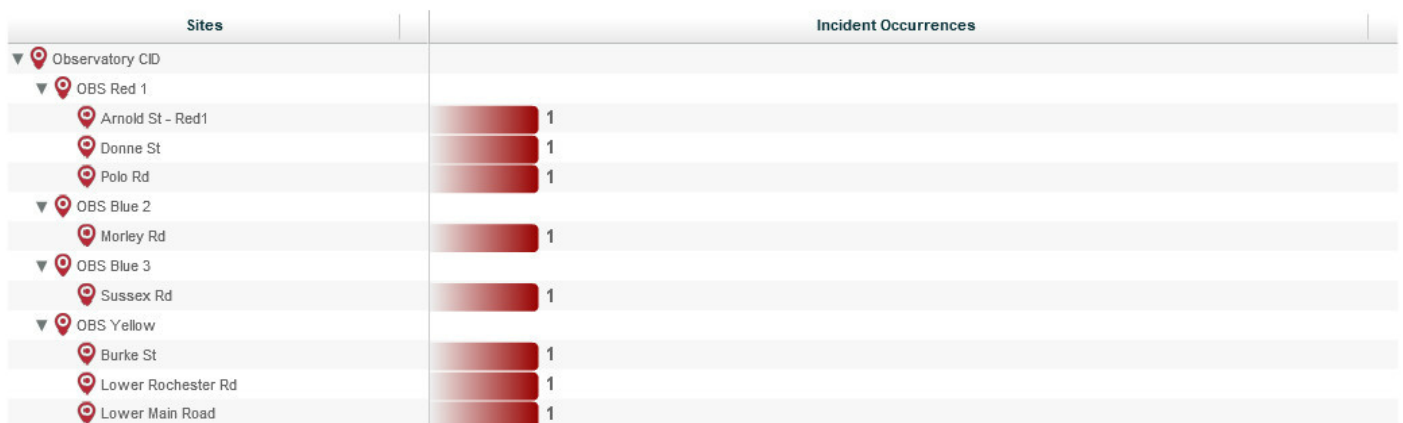
Total Incidents: 14



- Housebreaking (**8**) (burglaries residential, business and attempts);

Start Date: 01/01/2023 End Date: 31/01/2023

Total Incidents: 8



PUBLIC SAFETY INCIDENT REPORT

January 2023

- Robbery (8) (muggings, robbery with a weapon other than a firearm and armed robbery);

Start Date: 01/01/2023 End Date: 31/01/2023

Total Incidents: 8

Sites	Incident Occurrences
▼ Observatory CID	
▼ OBS Red 1	
Robins Rd	1
▼ OBS Yellow	
Bedford St	1
Rawson St	1
St Michaels Rd	1
Lower Main Road	1
▼ OBS Orange	
Lynton Rd	1
Lower Wrench Rd	1
Strubens Rd	1

SUMMARY OF ACTIVE PERIODS FOR THE MONTH:

Highest incident periods: (21) incidents were reported as occurring during the week (Monday to Thursday) and (29) incidents over the weekend (Friday to Sunday).

The high number of late reports makes it difficult to accurately determine when incidents occurred – however it appears as if the majority of incidents took place between 18h00 – 06h00.

INCIDENTS BY DAY:

Start Date: 01/01/2023 End Date: 31/01/2023

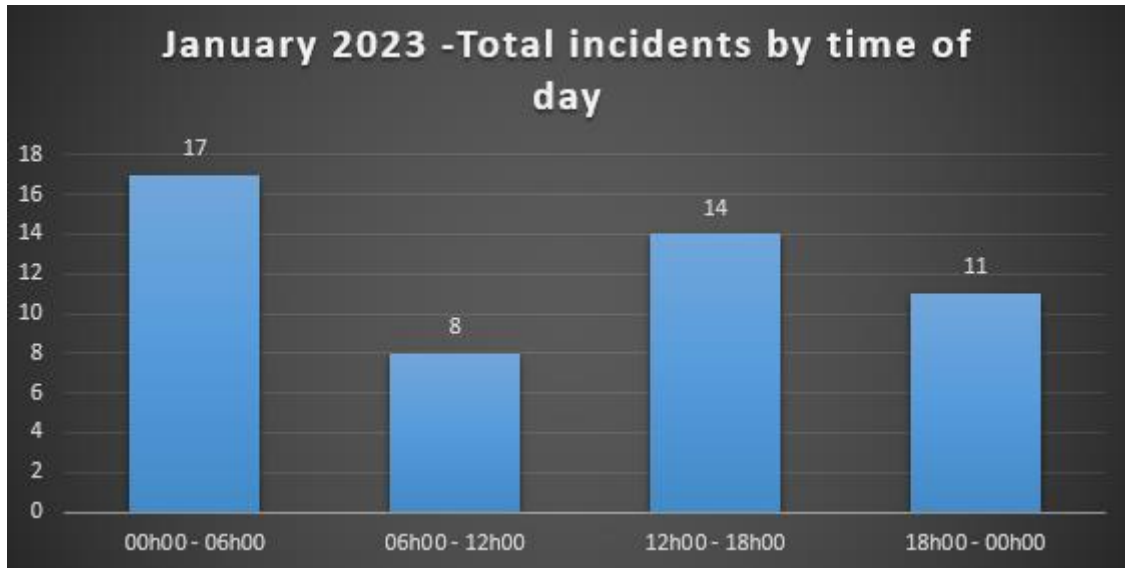
Total Incidents: 50

Categories	Incident Occurrences
► Crime	
Sun	12
Mon	4
Tue	6
Wed	5
Thu	6
Fri	8
Sat	9

PUBLIC SAFETY INCIDENT REPORT

January 2023

INCIDENTS BY TIMES OF DAY (AS REPORTED):



INCIDENTS BY SECTOR:

Start Date: 01/01/2023 End Date: 31/01/2023

Total Incidents: 50

Sites	Incident Occurrences
▼ Observatory CID	
▶ OBS Red 2	3
▶ OBS Red 1	12
▶ OBS Blue 1	3
▶ OBS Blue 2	6
▶ OBS Blue 3	3
▶ OBS Yellow	15
▶ OBS Orange	8

Sector analyses:

- OBS Red 1, recorded 12 incidents (15) reported the previous month –116 proactive actions had to be conducted in this area:

Start Date: 01/01/2023 End Date: 31/01/2023

Total Incidents: 12

Categories	Incident Occurrences
▼ Crime	
▼ Theft	
▶ Theft of Motor Vehicle	1
▶ Theft out of Motor Vehicle	1
▶ General Theft	1
▶ Attempted Theft	1
▶ Theft from Motor Vehicle / Car parts	2
▶ Theft of Bicycle	1
▼ Robbery	
▶ Robbery Common	1
▼ Housebreaking	
▶ Housebreaking and theft	2
▶ Attempted housebreaking	1
▶ Trespass	1

PUBLIC SAFETY INCIDENT REPORT

January 2023

- **OBS Red 2, recorded 3 incidents (13) reported the previous month – 55 proactive actions had to be conducted in this area:**

Start Date: 01/01/2023 End Date: 31/01/2023

Total Incidents: 3

Categories	Incident Occurrences
▼ Crime	
▼ Theft	
▶ Theft out of Motor Vehicle	1
▶ General Theft	1
▶ Attempted Theft out of Motor Vehicle	1

- **Blue 1, recorded 3 incidents (9) reported the previous month –38 proactive actions had to be conducted in this area:**

Start Date: 01/01/2023 End Date: 31/01/2023

Total Incidents: 3

Categories	Incident Occurrences
▼ Crime	
▼ Theft	
▶ Attempted Theft	1
▶ Malicious Damage to Property	1
▶ Trespass	1

- **Blue 2, recorded 6 incidents (9) reported the previous month – 53 proactive actions had to be conducted in this area:**

Start Date: 01/01/2023 End Date: 31/01/2023

Total Incidents: 6

Categories	Incident Occurrences
▼ Crime	
▼ Theft	
▶ General Theft	2
▶ Theft of Motor Cycle	1
▼ Assault	
▶ Common Assault	1
▶ Assault GBH	1
▼ Housebreaking	
▶ Housebreaking and theft	1

PUBLIC SAFETY INCIDENT REPORT

January 2023

- Blue 3, recorded 3 incidents (3) reported the previous month – 34 proactive actions had to be conducted in this area:

Start Date: 01/01/2023 End Date: 31/01/2023

Total Incidents: 3

Categories	Incident Occurrences
▼ Crime	
▼ Theft	
General Theft	2
▼ Housebreaking	
Attempted housebreaking	1

- Orange recorded 8 incidents (4) reported the previous month – 65 proactive actions had to be conducted in this area:

Start Date: 01/01/2023 End Date: 31/01/2023

Total Incidents: 8

Categories	Incident Occurrences
▼ Crime	
▼ Theft	
Theft out of Motor Vehicle	2
General Theft	1
Theft of Bicycle	1
Attempted theft of motor vehicle	1
▼ Robbery	
Robbery Common	2
Robbery with weapon other than firearm	1

- Yellow recorded 15 incidents (9) reported the previous month –21 proactive actions had to be conducted in this area:

Start Date: 01/01/2023 End Date: 31/01/2023

Total Incidents: 15

Categories	Incident Occurrences
▼ Crime	
▼ Theft	
Theft of Motor Vehicle	1
Theft out of Motor Vehicle	1
General Theft	3
Attempted Theft	1
Theft from Motor Vehicle / Car parts	2
▼ Robbery	
Robbery Common	3
Robbery with weapon other than firearm	1
▼ Housebreaking	
Housebreaking and theft	1
Housebreaking and theft business	1
Attempted housebreaking	1

- Green recorded 0 incidents (0) reported the previous month – 13 proactive actions had to be conducted in this area:

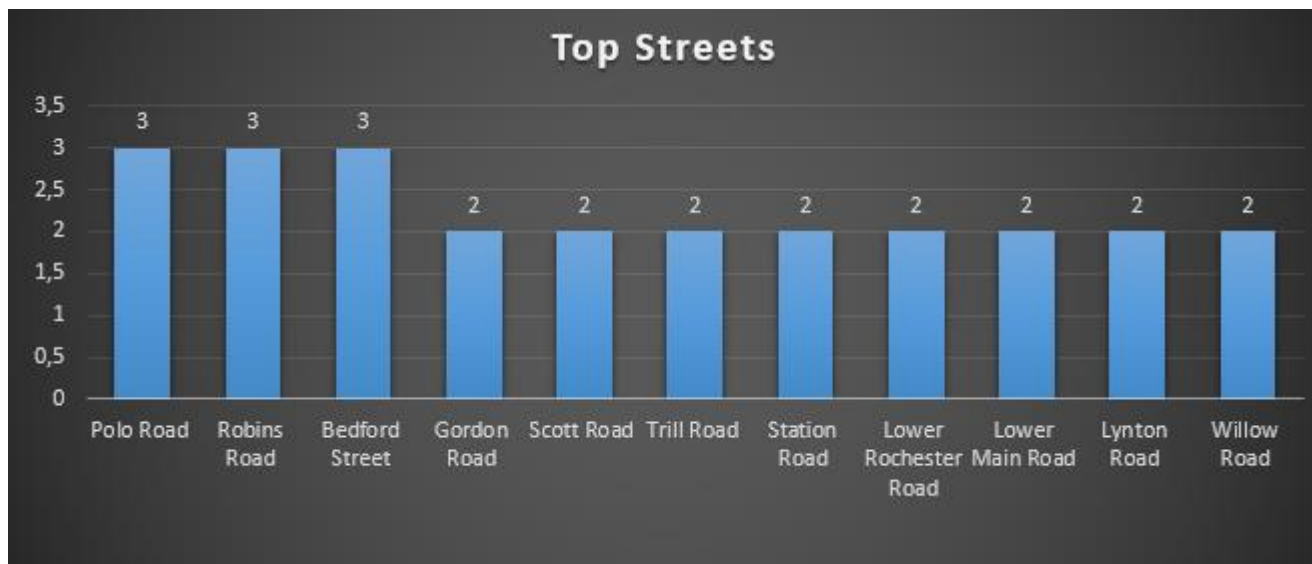
PUBLIC SAFETY INCIDENT REPORT

January 2023

INCIDENTS BY STREET:

The incidents were scattered throughout the area. Streets that recorded more than one incident were not on the same day and occurred on separate days throughout the month.

Top streets by number of incidents:



We urge the community to increase their vigilance and to report any unusual or suspicious actions / movements of vehicles or people to help us keep Observatory safer.