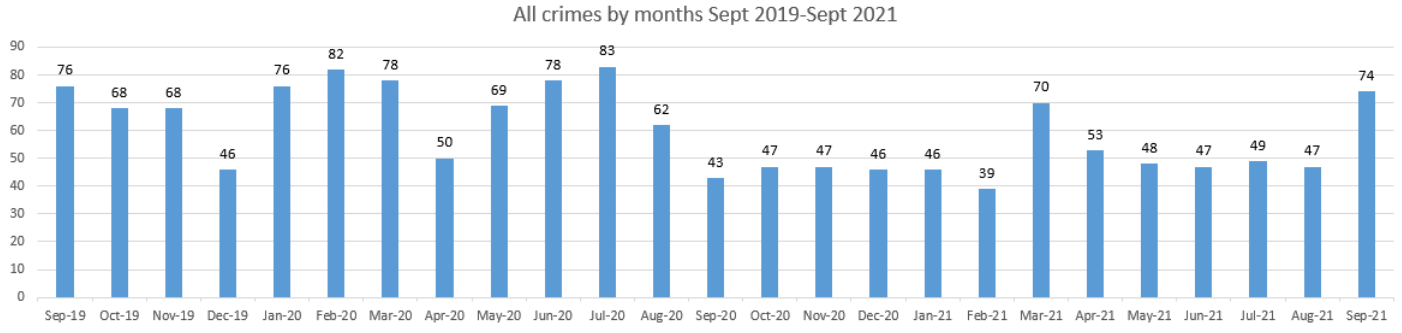


# PUBLIC SAFETY INCIDENT REPORT

## SEPTEMBER 2021

*This report reflects incidents as reported by our team, reported by members of the public to our 24-hour control room or reported via the Obs WhatsApp groups.*

**PLEASE CALL OUR CONTROL ROOM ON 021 447 1066 OR WHATSAPP US ON 074 636 3353 TO REPORT INCIDENTS**



The above graph reflects the total reported incidents per month since September 2019.

For the period 1-30 September 2021 there were 74 incidents reported, the highest number of incidents reported since July 2020.

We attribute this increase in part to the significant increase in day walkers / bin pickers in the area as well as a notable uptick in foot traffic in the night which is stretching our resources to their limit.

In addition, we're continuing to spend time highlighting risks to the community related to unlocked properties and vehicles which detracts from normal patrolling and the visibility of our public safety team – this even in a month where an incident involving the theft / hijacking of a motor vehicle with a young child on board sparked community outrage and a call to action to tackle crime. The Obs community has to do better with regards safeguarding their property, and thereby reducing the opportunities for crime to occur.

### SUMMARY:

**Start Date: 01/09/2021 End Date: 30/09/2021**

**Total Incidents: 74**

Categories	Incident Occurrences
▼ Crime	
▼ Theft	
Theft out of Motor Vehicle	7
General Theft	15
Attempted Theft out of Motor Vehicle	5
Theft from Motor Vehicle / Car parts	12
Hijack of Vehicle	1
▼ Assault	
Assault GBH	1
▼ Robbery	
Robbery Common	3
Attempted Robbery	4
Armed Robbery	1
Robbery with weapon other than firearm	3
Malicious Damage to Property	10
Shoplifting	1
▼ Housebreaking	
Housebreaking and theft	5
Housebreaking and theft business	1
Attempted housebreaking	3
Trespass	2

# PUBLIC SAFETY INCIDENT REPORT

## SEPTEMBER 2021

Thefts recorded the highest number of incidents (39) broken down as follows – theft out of motor vehicle (7), general theft (15), attempted theft out of motor vehicle (5) and theft of car parts (12) – *4 incidents of hub cap theft, 4 incidents of battery theft, 2 incidents of headlight theft and 1 incident each of wheel nut and vehicle badge theft.*

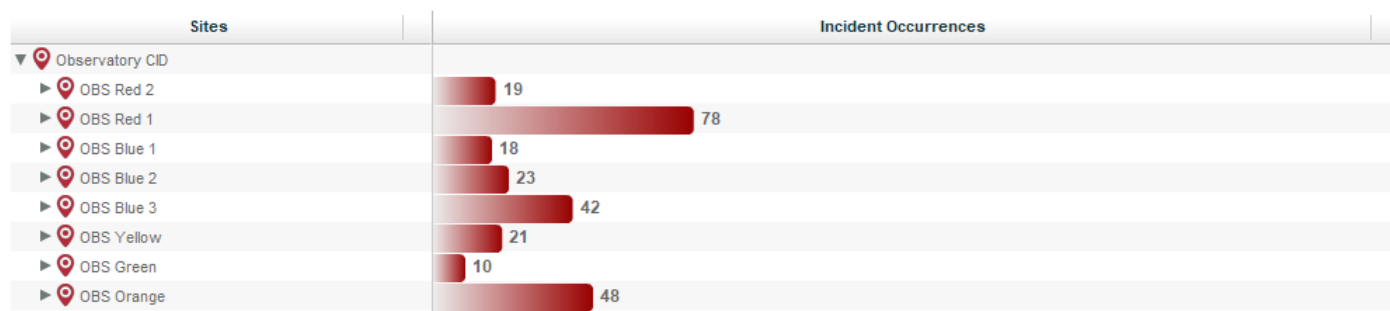
Other reported crimes were vehicle hijacking (1), robberies / muggings (11), assault (1), housebreaking and theft (9), trespass (2), shoplifting (1), and malicious damage to property (10).

**Pro-active engagement (e.g. reports of suspicious activity / persons / vehicles) from the community is up compared to the previous month (24 reports, 3 more as received by the Control Room during August 2021).**

**The OBSID public safety team are having to inform owners or residents of unlocked vehicles, open doors, and open garages or premises gates. OBSID's public safety team recorded 259 proactive incidents this month, 72 more than last month.**

Start Date: 01/09/2021 End Date: 30/09/2021

Total Incidents: 259



OBSID public safety personnel **supported SAPS in 10 arrests** during the month of September 2021.

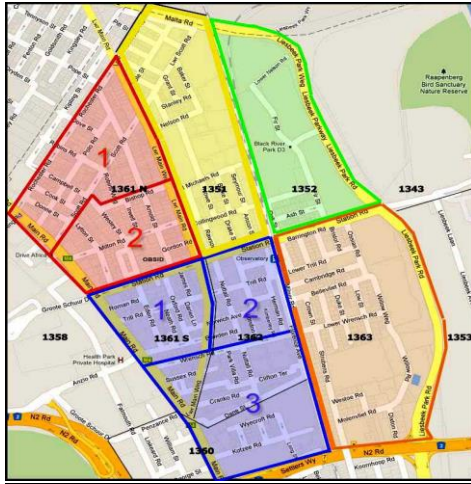
- 01 September 2021 – Lower Main Road, possession of stolen property
- 08 September 2021 – Lower Rochester, assisted SAPS with a warrant of arrest
- 12 September 2021 – Anson Street, malicious damage to property
- 15 September 2021 – Robins Road, attempted theft out of motor vehicle
- 15 September 2021 – Florence Avenue, assault GBH
- 17 September 2021 – Willow Road, theft
- 21 September 2021 – Florence Avenue, possession of stolen property
- 21 September 2021 – Dane Street, possession of stolen property
- 24 September 2021 – Bedford Street, mugging
- 27 September 2021 – Arnold Street, possession of stolen property

# PUBLIC SAFETY INCIDENT REPORT

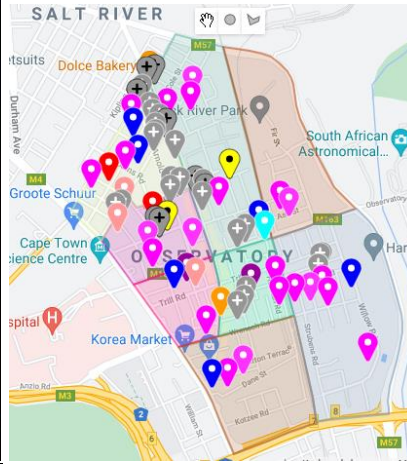
## SEPTEMBER 2021

### TOTAL INCIDENTS BY CATEGORY AND MAP:

**OBSID SECTORS:**



**INCIDENT MAP:**



### INCIDENTS OF CONCERN:

The below graphs indicates the amount and locations of housebreakings, muggings and vehicle related incidents:

- Vehicle related theft (24) (theft of motor vehicle, theft out of motor vehicle, theft of car parts and attempted theft out of motor vehicle);

**Start Date: 01/09/2021 End Date: 30/09/2021**

**Total Incidents: 24**

Sites	Incident Occurrences
▼ Observatory CID	
▼ OBS Red 2	
Bishop Rd	1
Gordon Rd	1
Lytton St	3
Merrick St	1
Scott Road - Red2	1
▼ OBS Red 1	
Robins Rd	1
Scott Rd	1
▼ OBS Blue 1	
Trill Rd - Blue1	1
▼ OBS Blue 2	
Bowden Rd - Blue2	1
London Rd	1
Florence Ave - Blue2	1
▼ OBS Blue 3	
Cranko Rd	1
▼ OBS Yellow	
Bedford St	1
Drake St	1
Grant St	1
Howe St	1
▼ OBS Green	
Ash St	1
▼ OBS Orange	
Duke St	3
Belleviet Rd	1
Alfred St	1

# PUBLIC SAFETY INCIDENT REPORT

## SEPTEMBER 2021

- Housebreaking (9) (burglaries residential, business and attempts);

Start Date: 01/09/2021 End Date: 30/09/2021

Total Incidents: 9

Sites	Incident Occurrences
Observatory CID	
OBS Red 2	
Arnold St - Red2	1
Wesley St	1
OBS Red 1	
Arnold St - Red1	1
Polo Rd	1
OBS Blue 2	
Lower Main Road - Blue2	1
OBS Yellow	
Bedford St	2
Lower Main Road	1
OBS Orange	
Bellevliet Rd	1

- Robbery (5) (muggings, robbery with a weapon other than a firearm and armed robbery);

Start Date: 01/09/2021 End Date: 30/09/2021

Total Incidents: 11

Sites	Incident Occurrences
Observatory CID	
OBS Red 2	
Irwell St	1
Milton Rd	1
Wesley St	1
OBS Red 1	
Arnold St - Red1	2
Lower Main Rd - Red1	1
Scott Rd	1
OBS Yellow	
Bedford St	1
St Michaels Rd	1
Lower Main Road	2

### SUMMARY OF ACTIVE PERIODS FOR THE MONTH:

**Highest incident periods:** (39) incidents were reported as occurring during the week (Monday to Thursday) and (35) incidents over the weekend (Friday to Sunday).

The high number of late reports makes it difficult to accurately determine when incidents occurred – however it appears as if the majority of incidents are taking place between 12h00-06h00.

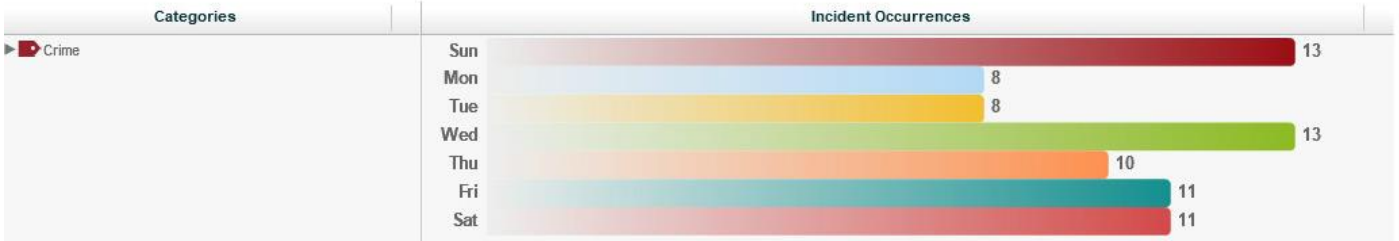
# PUBLIC SAFETY INCIDENT REPORT

## SEPTEMBER 2021

### INCIDENTS BY DAY:

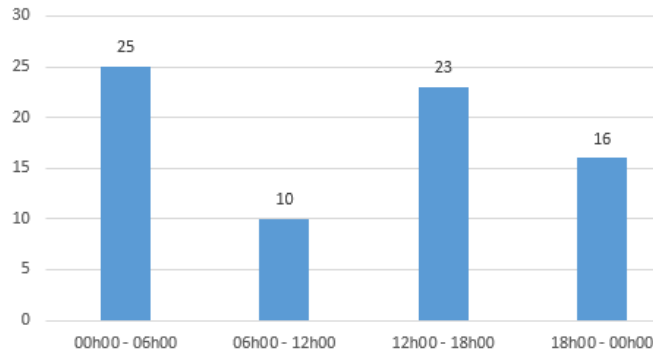
Start Date: 01/09/2021 End Date: 30/09/2021

Total Incidents: 74



### INCIDENTS BY TIMES OF DAY (AS REPORTED):

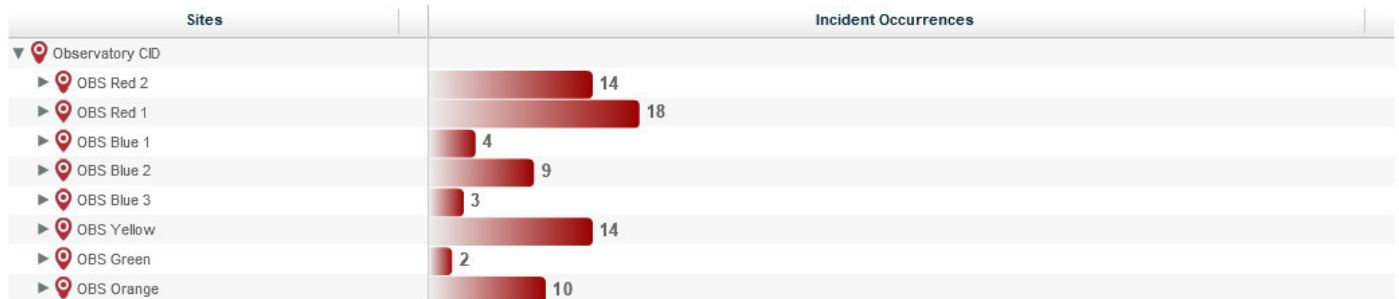
September 2021- Total incidents by time of day



### INCIDENTS BY SECTOR:

Start Date: 01/09/2021 End Date: 30/09/2021

Total Incidents: 74



# PUBLIC SAFETY INCIDENT REPORT

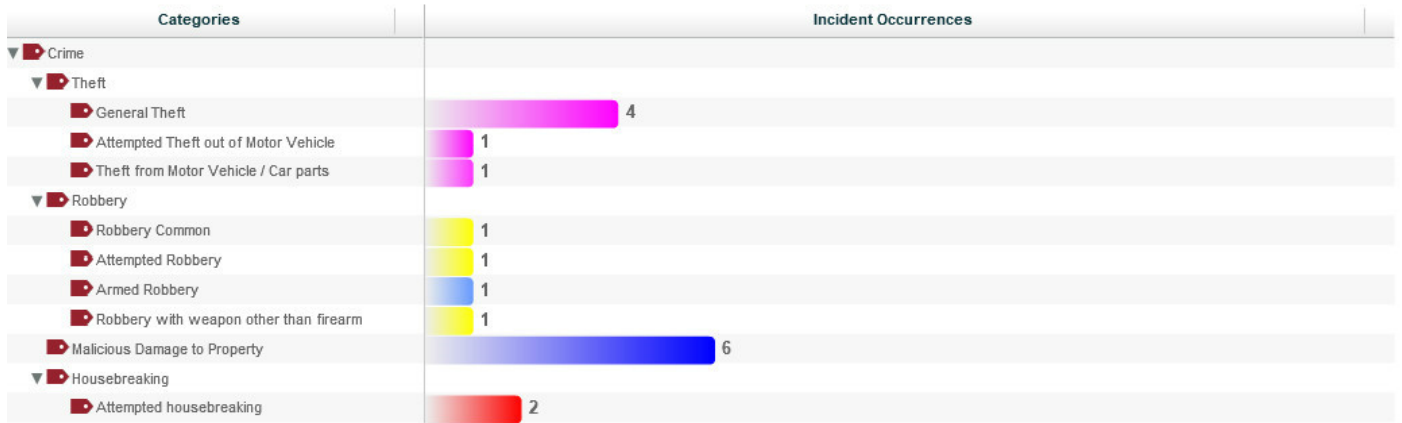
## SEPTEMBER 2021

### Sector analyses:

- **OBS Red 1, recorded 18 incidents (3) reported the previous month:**

Start Date: 01/09/2021 End Date: 30/09/2021

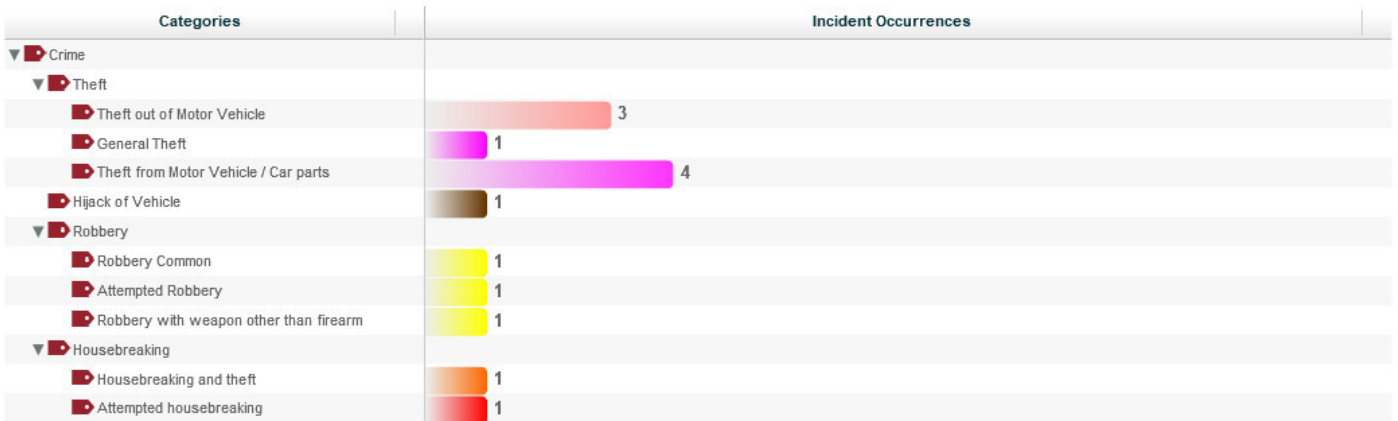
Total Incidents: 18



- **OBS Red 2, recorded 14 incidents (8) reported the previous month:**

Start Date: 01/09/2021 End Date: 30/09/2021

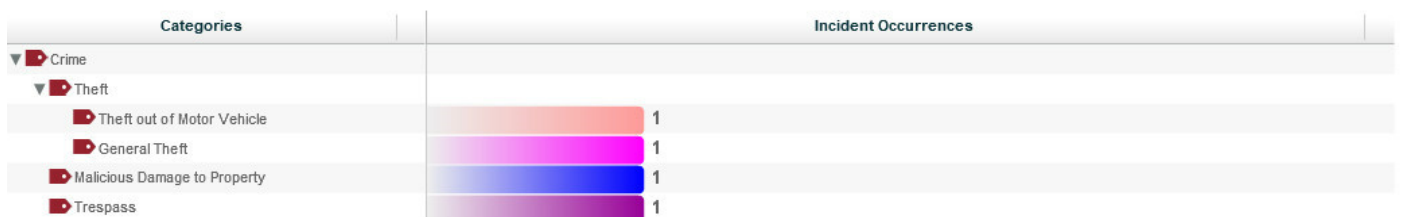
Total Incidents: 14



- **Blue 1, recorded 4 incidents (6) reported the previous month:**

Start Date: 01/09/2021 End Date: 30/09/2021

Total Incidents: 4



# PUBLIC SAFETY INCIDENT REPORT

## SEPTEMBER 2021

- Blue 2, recorded 9 incidents (7) reported the previous month:

Start Date: 01/09/2021 End Date: 30/09/2021

Total Incidents: 9

Categories	Incident Occurrences
▼ Crime	
▼ Theft	
▶ Theft out of Motor Vehicle	1
▶ General Theft	2
▶ Attempted Theft out of Motor Vehicle	1
▶ Theft from Motor Vehicle / Car parts	1
▼ Assault	
▶ Assault GBH	1
▶ Shoplifting	1
▼ Housebreaking	
▶ Housebreaking and theft business	1
▶ Trespass	1

- Blue 3, recorded 3 incidents (9) reported the previous month:

Start Date: 01/09/2021 End Date: 30/09/2021

Total Incidents: 3

Categories	Incident Occurrences
▼ Crime	
▼ Theft	
▶ General Theft	1
▶ Theft from Motor Vehicle / Car parts	1
▶ Malicious Damage to Property	1

- Orange recorded 10 incidents (7) reported the previous month:

Start Date: 01/09/2021 End Date: 30/09/2021

Total Incidents: 10

Categories	Incident Occurrences
▼ Crime	
▼ Theft	
▶ General Theft	3
▶ Attempted Theft out of Motor Vehicle	2
▶ Theft from Motor Vehicle / Car parts	3
▶ Malicious Damage to Property	1
▼ Housebreaking	
▶ Housebreaking and theft	1

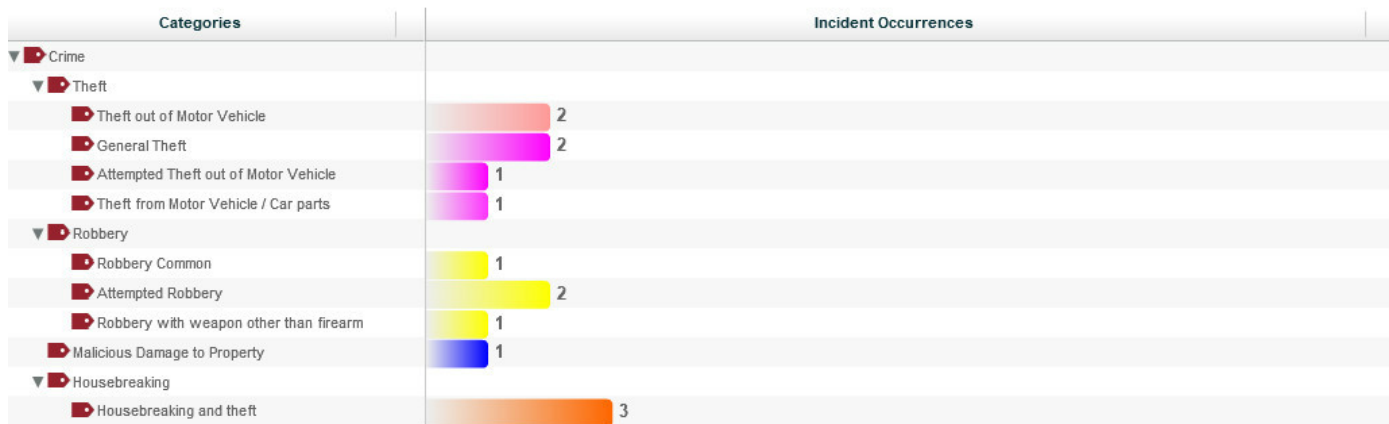
# PUBLIC SAFETY INCIDENT REPORT

## SEPTEMBER 2021

- Yellow recorded 14 incidents (4) reported the previous month:

Start Date: 01/09/2021 End Date: 30/09/2021


Total Incidents: 14



- Green recorded 2 incidents (1) reported the previous month:

Start Date: 01/09/2021 End Date: 30/09/2021

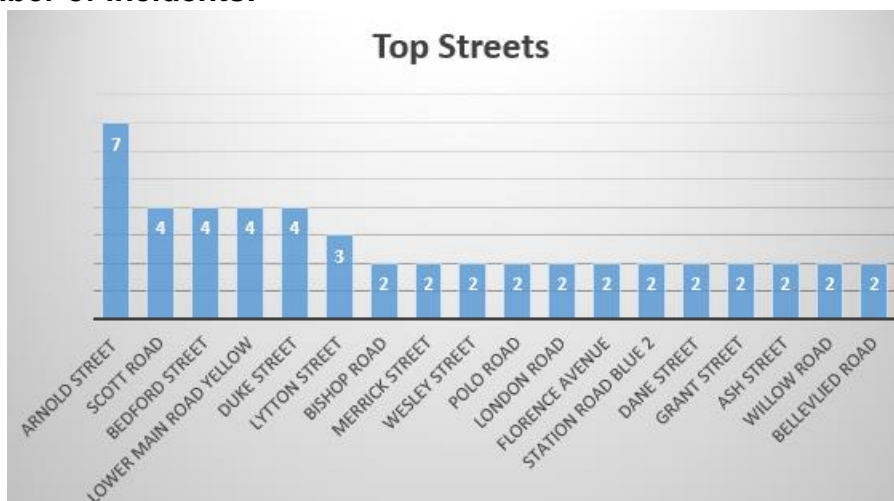
Total Incidents: 2



### INCIDENTS BY STREET:

The incidents were scattered throughout the area. Streets that recorded more than one incident were not on the same day and occurred on separate days throughout the month. The visibility by the public safety officers is making it more difficult for perpetrators to commit offences hence the increase in opportunistic crimes and decrease in property related crimes.

### Top streets by number of incidents:





# **PUBLIC SAFETY INCIDENT REPORT**

**SEPTEMBER 2021**

## **OBSID RESPONSE TEAM DEPLOYMENT STRATEGY DURING THE MONTH:**

As soon as the upturn in the number of reported incidents was noted, immediate actions were taken, including:

- Refresher training of supervisors and drivers on patrol patterns, information gathering, monitoring and sharing of information on suspected perpetrators;
- Ongoing adjustment of deployment patterns in response to crime trends;
- Daily shift briefs held with all shifts to discuss crime patterns and suspicious activities.

OBSID is continuing with focussed actions intended to minimise the opportunities for crime incidents to occur.

A considerable amount of time is spent by our deployed personnel informing owners or residents of unlocked vehicles, open doors, and open garages or premises gates. This seems to indicate a lack of situational awareness by the community, even though incidents are often the topic of discussion on various social media platforms.

Our OBSID's public safety team recorded 259 proactive incidents this month, **72** more than last month. The current behaviour is making OBSID attractive to criminal elements. OBSID can be deemed an area for easy pickings resulting in more criminal elements moving into the area. The 259 proactive actions by the public safety officers could most likely have resulted 259 more incidents if not attended to.

**We urge the community to increase their vigilance and to report any unusual or suspicious actions / movements of vehicles or people to help us keep Observatory safer.**