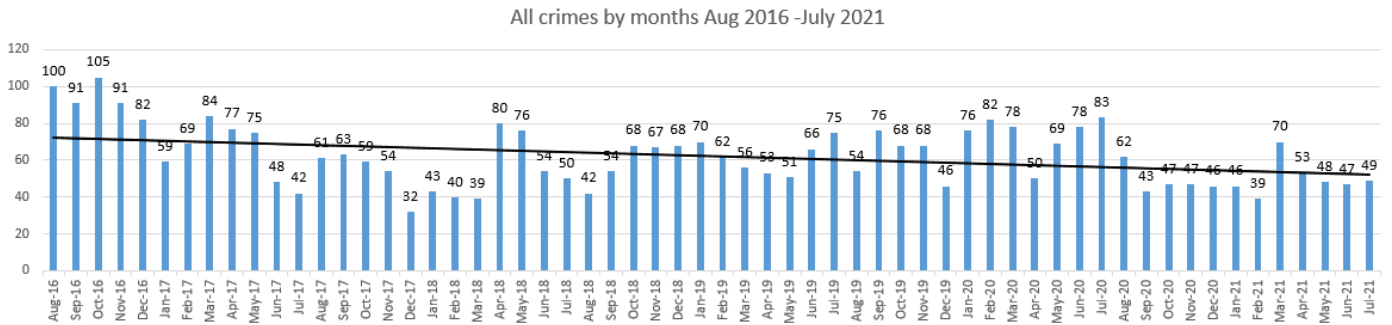


PUBLIC SAFETY INCIDENT REPORT

JULY 2021

This report reflects incidents as reported by our team, reported by members of the public to our 24-hour control room or reported via the Obs WhatsApp groups.

PLEASE CALL OUR CONTROL ROOM ON 021 447 1066 OR WHATSAPP US ON 074 636 3353 TO REPORT INCIDENTS



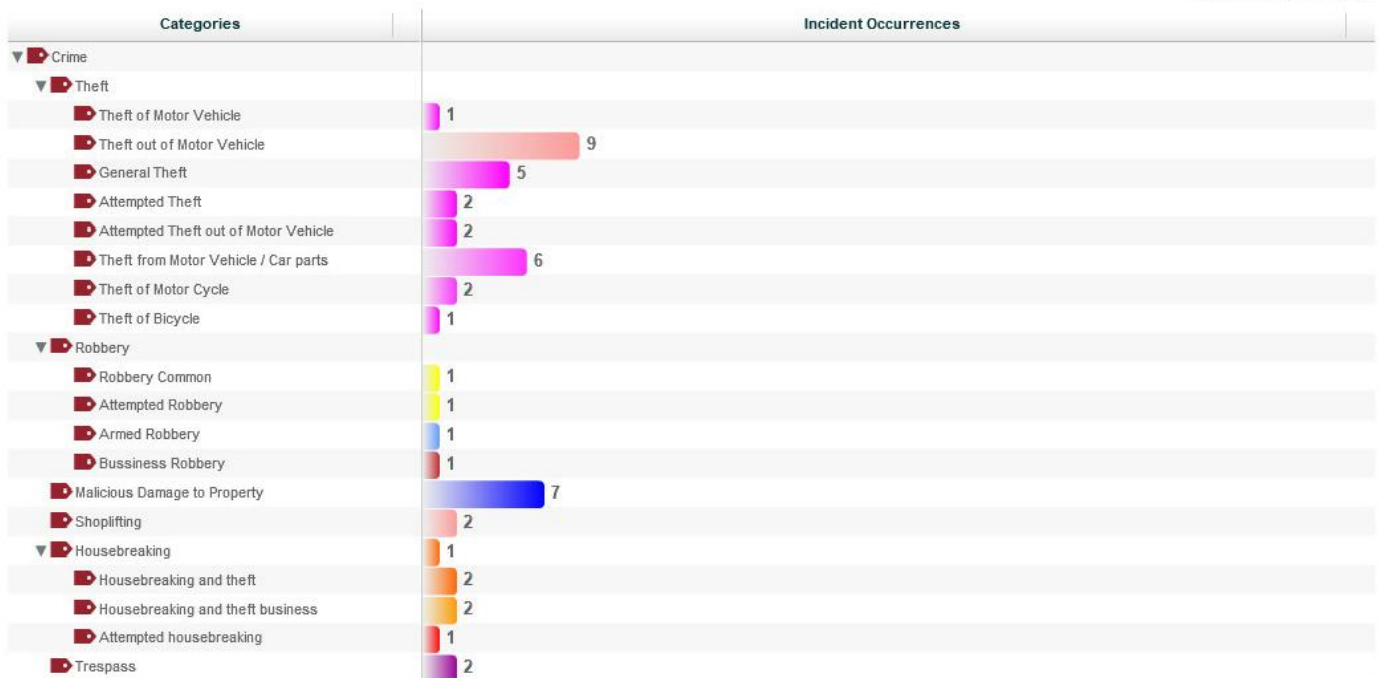
The above graph reflects the total reported incidents per month since August 2016.

For the period 1-31 July 2021 there were 49 incidents reported.

SUMMARY:

Start Date: 01/07/2021 End Date: 31/07/2021

Total Incidents: 49



Thefts recorded the highest number of incidents (28) broken down as follows – theft of motor vehicle (1), theft out of motor vehicle (9), attempted theft out of motor vehicle (2), theft of car parts (6), general theft (5), attempted theft (2), theft of motor cycle (2) and theft of bicycle (1).

Other reported crimes were robberies / muggings (4), housebreaking and theft (6), trespass (2) and malicious damage to property (7).

PUBLIC SAFETY INCIDENT REPORT

JULY 2021

Pro-active engagement (e.g. reports of suspicious activity / persons / vehicles) from the community is the same compared to the previous month (16 reports, the same as received by the Control Room during June 2021).

The OBSID public safety team are having to inform owners or residents of unlocked vehicles, open doors, and open garages or premises gates. OBSID's public safety team recorded 171 proactive incidents this month, 23 less than last month.

Start Date: 01/07/2021 End Date: 31/07/2021

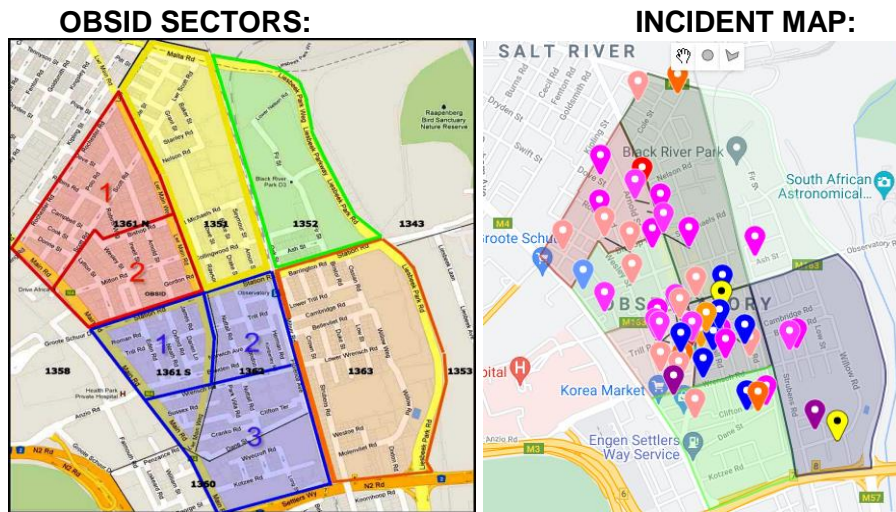
Total Incidents: 171

Sites	Incident Occurrences
Observatory CID	
▶ OBS Red 2	20
▶ OBS Red 1	45
▶ OBS Blue 1	16
▶ OBS Blue 2	10
▶ OBS Blue 3	16
▶ OBS Yellow	19
▶ OBS Green	3
▶ OBS Orange	42

OBSID public safety personnel supported SAPS in 5 arrests during the month of July 2021.

- 01 July 2021 – Wrench Road Subway, possession of a dangerous weapon
- 02 July 2021 – St Peter Square, mugging
- 11 July 2021 – Grove Road, possession of stolen goods
- 12 July 2021 – Wrench Road Subway, possession of stolen goods
- 22 July 2021 – Westoe Road, trespass

TOTAL INCIDENTS BY CATEGORY AND MAP:



PUBLIC SAFETY INCIDENT REPORT

JULY 2021

INCIDENTS OF CONCERN:

- Vehicle related theft (18) (theft of motor vehicle, theft out of motor vehicle, theft of car parts and attempted theft out of motor vehicle);

Start Date: 01/07/2021 End Date: 31/07/2021

Total Incidents: 18

Sites	Incident Occurrences
▼ Observatory CID	
▼ OBS Red 2	
Wesley St	1
▼ OBS Red 1	
Lower Main Rd - Red1	1
Polo Rd	1
Bishop Road	2
▼ OBS Blue 1	
James St	2
Bowden Rd - Blue1	2
Oxford Rd	2
▼ OBS Blue 2	
Kimberley Rd	1
Nuttall Rd - Blue2	1
▼ OBS Blue 3	
Clifton Terrace	1
Norfolk Rd	1
▼ OBS Yellow	
Bedford St	1
Lower Rochester Rd	1
▼ OBS Orange	
Alfred St	1

- Housebreaking (6) (burglaries residential, business and attempts);

Start Date: 01/07/2021 End Date: 31/07/2021

Total Incidents: 6

Sites	Incident Occurrences
▼ Observatory CID	
▼ OBS Red 1	
Lower Main Rd - Red1	1
▼ OBS Blue 1	
Oxford Rd	1
▼ OBS Blue 2	
Lower Main Road - Blue2	2
▼ OBS Blue 3	
Clifton Terrace	1
▼ OBS Yellow	
Lower Scott Rd	1

PUBLIC SAFETY INCIDENT REPORT

JULY 2021

- Robbery (4) (muggings, robbery with a weapon other than a firearm and armed robbery);

Start Date: 01/07/2021 End Date: 31/07/2021

Total Incidents: 4

Sites	Incident Occurrences
▼ Observatory CID	
▼ OBS Red 2	
Main Rd - Red2	1
▼ OBS Blue 1	
Lower Main Rd - Blue1	1
▼ OBS Blue 2	
Station Rd - Blue2	1
▼ OBS Orange	
Molenvliet Rd	1

INCIDENTS BY DAY:

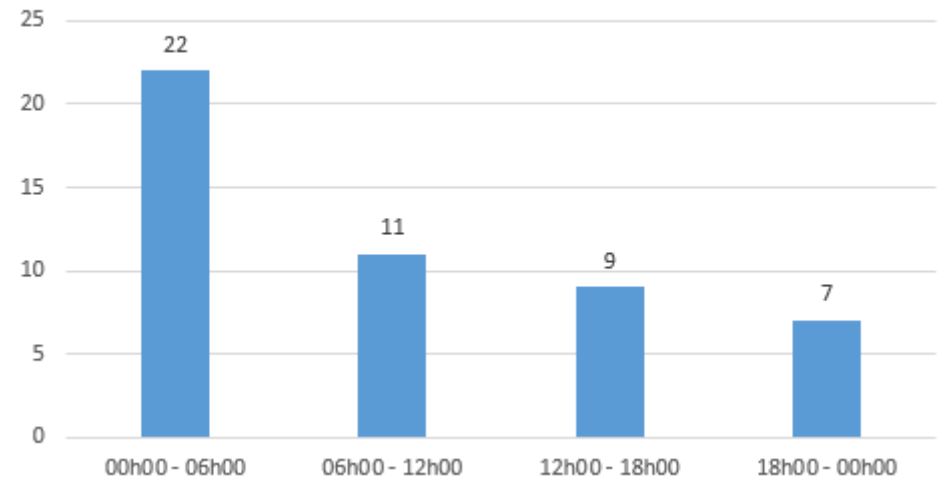
Start Date: 01/07/2021 End Date: 31/07/2021

Total Incidents: 49

Categories	Incident Occurrences
► Crime	
Sun	3
Mon	8
Tue	7
Wed	9
Thu	6
Fri	9
Sat	7

INCIDENTS BY TIMES OF DAY (AS REPORTED):

June 2021- Total incidents by time of day



PUBLIC SAFETY INCIDENT REPORT

JULY 2021

SUMMARY OF ACTIVE PERIODS FOR THE MONTH:

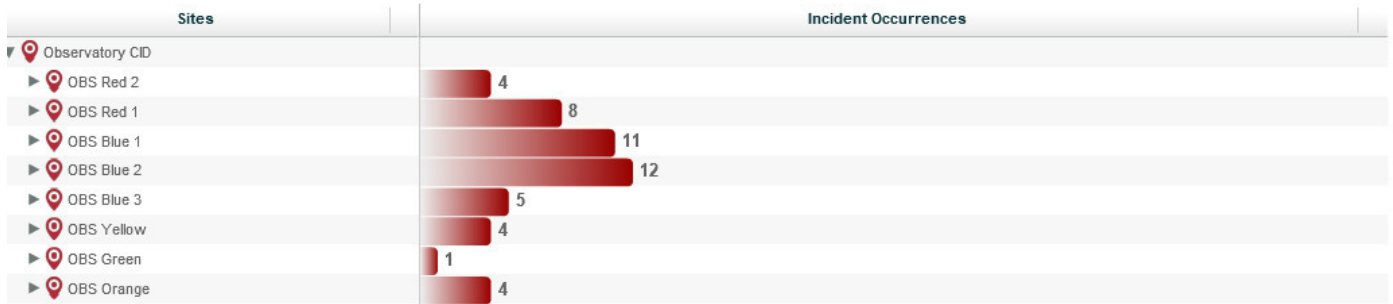
Highest incident periods: our problematic day was Monday, Wednesday and Friday.

The high number of late reports makes it difficult to accurately determine when incidents occurred – however it appears as if the majority of incidents are taking place between 12h00-06h00.

INCIDENTS BY SECTOR:

Start Date: 01/07/2021 End Date: 31/07/2021

Total Incidents: 49

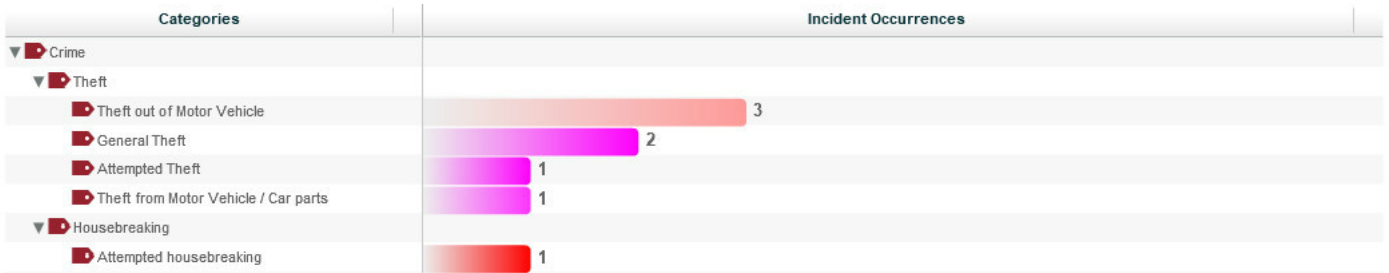


Sector analyses:

- **OBS Red 1, recorded 8 incidents (5) reported the previous month:**

Start Date: 01/07/2021 End Date: 31/07/2021

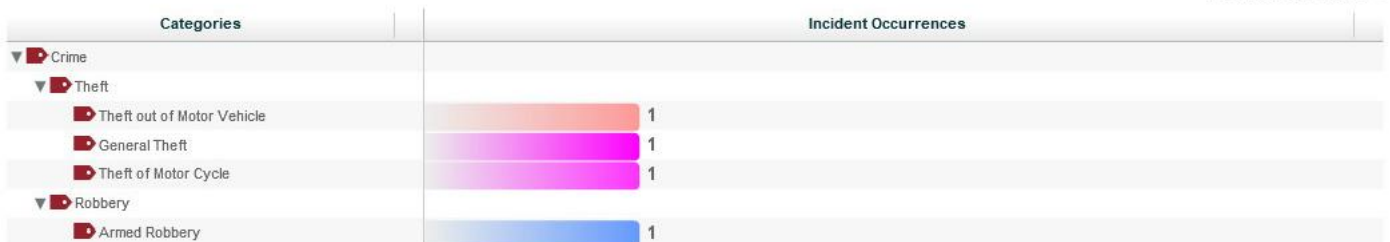
Total Incidents: 8



- **OBS Red 2, recorded 4 incidents (6) reported the previous month:**

Start Date: 01/07/2021 End Date: 31/07/2021

Total Incidents: 4



PUBLIC SAFETY INCIDENT REPORT

JULY 2021

- **Blue 1, recorded 11 incident (1) reported the previous month:**

Start Date: 01/07/2021 End Date: 31/07/2021

Total Incidents: 11

Categories	Incident Occurrences
▼ Crime	
▼ Theft	
▶ Theft out of Motor Vehicle	2
▶ General Theft	1
▶ Theft from Motor Vehicle / Car parts	4
▼ Robbery	
▶ Bussiness Robbery	1
▶ Malicious Damage to Property	1
▶ Shoplifting	1
▼ Housebreaking	
▶ Housebreaking and theft	1

- **Blue 2, recorded 12 incidents (13) reported the previous month:**

Start Date: 01/07/2021 End Date: 31/07/2021

Total Incidents: 12

Categories	Incident Occurrences
▼ Crime	
▼ Theft	
▶ Theft out of Motor Vehicle	1
▶ General Theft	1
▶ Attempted Theft out of Motor Vehicle	1
▼ Robbery	
▶ Robbery Common	1
▶ Malicious Damage to Property	5
▶ Shoplifting	1
▼ Housebreaking	
▶ Housebreaking and theft business	2

- **Blue 3, recorded 5 incidents (5) reported the previous month:**

Start Date: 01/07/2021 End Date: 31/07/2021

Total Incidents: 5

Categories	Incident Occurrences
▼ Crime	
▼ Theft	
▶ Theft out of Motor Vehicle	1
▶ Attempted Theft out of Motor Vehicle	1
▶ Malicious Damage to Property	1
▶ Housebreaking	1
▶ Trespass	1

PUBLIC SAFETY INCIDENT REPORT

JULY 2021

- Orange recorded 4 incidents (5) reported the previous month:

Start Date: 01/07/2021 End Date: 31/07/2021

Total Incidents: 4

Categories	Incident Occurrences
▼ Crime	
▼ Theft	
Theft of Motor Vehicle	1
Theft of Motor Cycle	1
▼ Robbery	
Attempted Robbery	1
Trespass	1

- Yellow recorded 4 incidents (9) reported the previous month:

Start Date: 01/07/2021 End Date: 31/07/2021

Total Incidents: 4

Categories	Incident Occurrences
▼ Crime	
▼ Theft	
Theft out of Motor Vehicle	1
Attempted Theft	1
Theft from Motor Vehicle / Car parts	1
▼ Housebreaking	
Housebreaking and theft	1

- Green recorded 1 incident (2) reported the previous month:

Start Date: 01/07/2021 End Date: 31/07/2021

Total Incidents: 1

Categories	Incident Occurrences
▼ Crime	
▼ Theft	
Theft of Bicycle	1

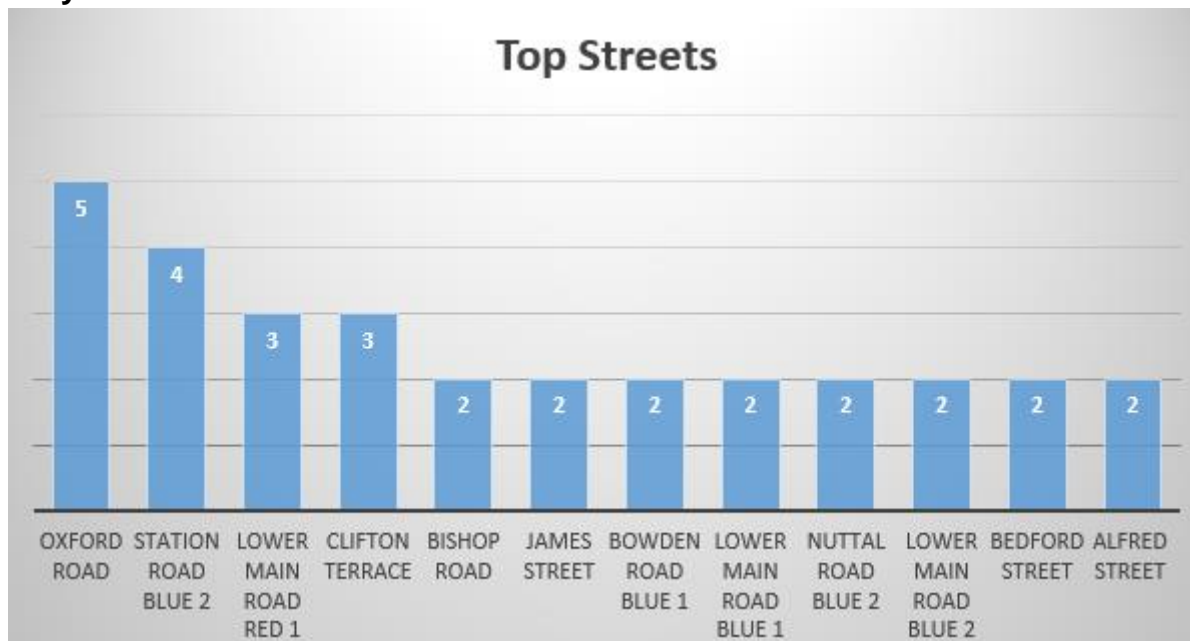
PUBLIC SAFETY INCIDENT REPORT

JULY 2021

INCIDENTS BY STREET:

The incidents were scattered throughout the area. Streets that recorded more than one incident were not on the same day and occurred on separate days throughout the month. The visibility by the public safety officers is making it more difficult for perpetrators to commit offences hence the increase in opportunistic crimes and decrease in property related crimes.

Top streets by number of incidents:



OBSID RESPONSE TEAM DEPLOYMENT STRATEGY DURING THE MONTH:

OBSID is continuing with focussed actions intended to minimise the opportunities for crime incidents to occur.

A considerable amount of time is spent by our deployed personnel informing owners or residents of unlocked vehicles, open doors, and open garages or premises gates. This seems to indicate a lack of situational awareness by the community, even though crime and the perceived increase in incidents are often the topic of discussion on various social media platforms. **We urge the community to increase their vigilance and to report any unusual or suspicious actions / movements of vehicles or people to help us keep Observatory safer.**