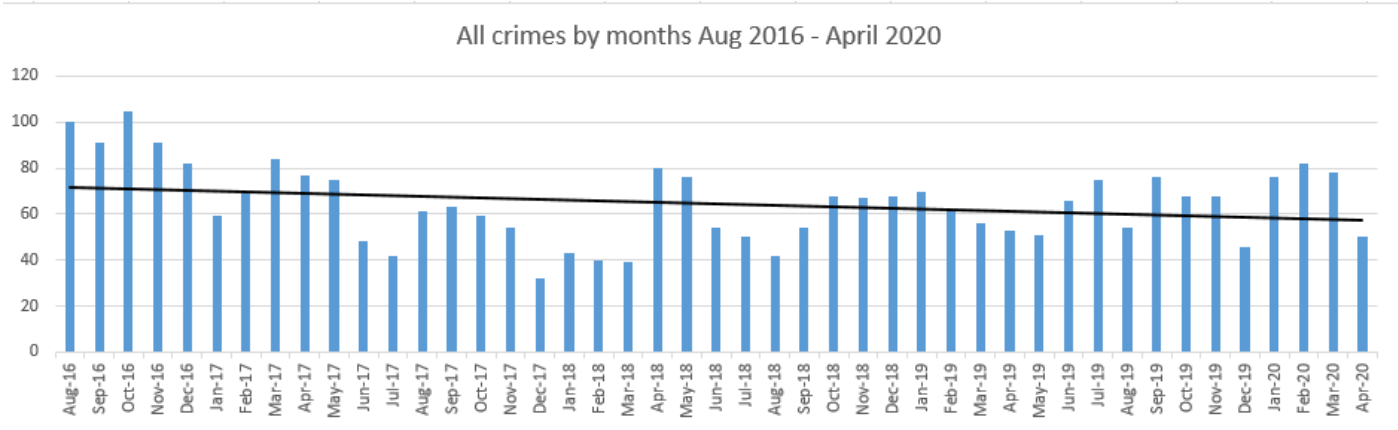


# PUBLIC SAFETY INCIDENT REPORT

## APRIL 2020

*This report reflects incidents as reported by our team, reported by members of the public to our 24-hour control room or reported via the Obs Neighbourhood Watch WhatsApp groups. Thanks to Frank Schuitemaker and the ObsWatch WhatsApp group administrators for keeping us informed.*

**PLEASE CALL OUR CONTROL ROOM ON 021 447 1066 TO REPORT INCIDENTS**



The above graph reflects the total reported incidents per month since August 2016.

### SUMMARY:

Start Date: 01/04/2020 End Date: 30/04/2020

Total Incidents: 50

Categories	Incident Occurrences
▼ Crime	
▼ Theft	
Theft of Motor Vehicle	2
Theft out of Motor Vehicle	8
General Theft	5
Attempted Theft	3
Attempted Theft out of Motor Vehicle	1
Theft of cell phone/smart phone/table	1
Theft of car parts	8
Theft of Bicycle	1
▼ Robbery	
Attempted Robbery	1
Malicious Damage to Property	6
Shoplifting	1
▼ Housebreaking	
Housebreaking and theft	2
Attempted housebreaking	2
Attempted housebreaking business	3
Trespass	5
Fighting in Public	1

For the period 1-30 April 2020 there were 50 incidents reported compared to 78 incidents the previous month.

Thefts recorded the highest number of incidents (29), 19 of these being vehicle related incidents of which 1 was an attempt only, broken down as follows – theft of motor vehicle (2), theft out of motor vehicle (8), attempted theft out of motor vehicle (1), general theft (5), attempted theft (3), theft of cell phone (1), theft of car parts (8) and theft of bicycle (1).

Robberies showed a decrease from 7 incidents the previous month to 1 attempted robbery this month.

# PUBLIC SAFETY INCIDENT REPORT

APRIL 2020

Other reported crimes were shoplifting (1) and fighting in public (1), malicious damage to property (6) (of which 3 were vehicle windows that were broken but nothing was taken from the vehicle).

Pro-active engagement (e.g. reports of suspicious activity / persons / vehicles) from the community are less compared to the previous month (25 reports as compared to 58 received by the Control Room during March 2020).

## Active sectors:

- OBS Red 1 for theft out of motor vehicles, theft of car parts and malicious damage to property where car windows were broken;
- OBS Blue 2 and OBS Yellow each recorded (2) incidents of housebreaking.

**The OBSID public safety team are having to inform owners or residents of unlocked vehicles, open doors, and open garages or premises gates. OBSID's public safety team recorded 48 proactive incidents compared to the previous months 111 proactive incidents, broken down as follows:**

- (18) OBS Orange,
- (7) OBS Blue 3,
- (7) OBS Red 1,
- (5) OBS Blue 1,
- (4) OBS Blue 2,
- (4) OBS Red (2) and
- (3) OBS Yellow.

Past trends indicate a correlation between the number of proactive reports and the number of incidents (e.g. less vigilance can lead to more crime). This again proved true during the latter half of April 2020 as we started to note an upward trend in incidents in this sector.

Public safety and SAPS deployment are dependent on incidents that have been reported. Community involvement in reporting both suspicious incidents as well as actual crimes are imperative as law enforcement alone cannot reduce crime without involving the communities for information.

OBSID public safety personnel **were involved in 6 arrests** during the month of April 2020.

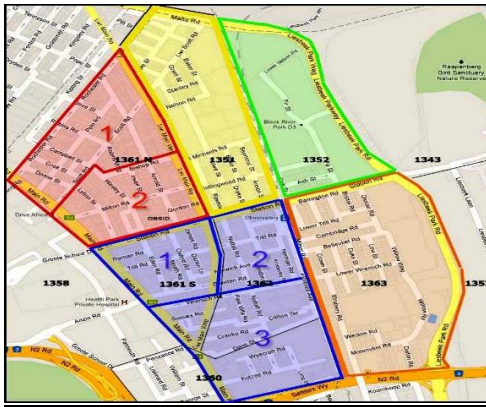
- 05 April 2020 – Anson street. Suspect arrested for possession of presumably stolen property
- 07 April 2020 – Robins road. Suspect arrested for malicious damage to property
- 24 April 2020 – Rochester road. Suspect arrested for theft
- 25 April 2020 – Lower Wrensch road. Suspect arrested for theft
- 27 April 2020 – Rochester road. Suspect arrested for attempted housebreaking
- 27 April 2020 – Nuttal road. Suspect arrested for theft

# PUBLIC SAFETY INCIDENT REPORT

## APRIL 2020

### TOTAL INCIDENTS BY CATEGORY AND MAP:

**OBSID AND ONW SECTORS:**



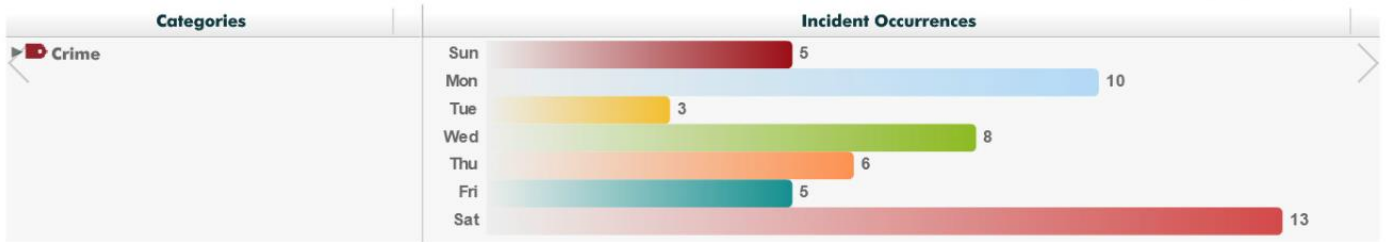
**INCIDENT MAP:**



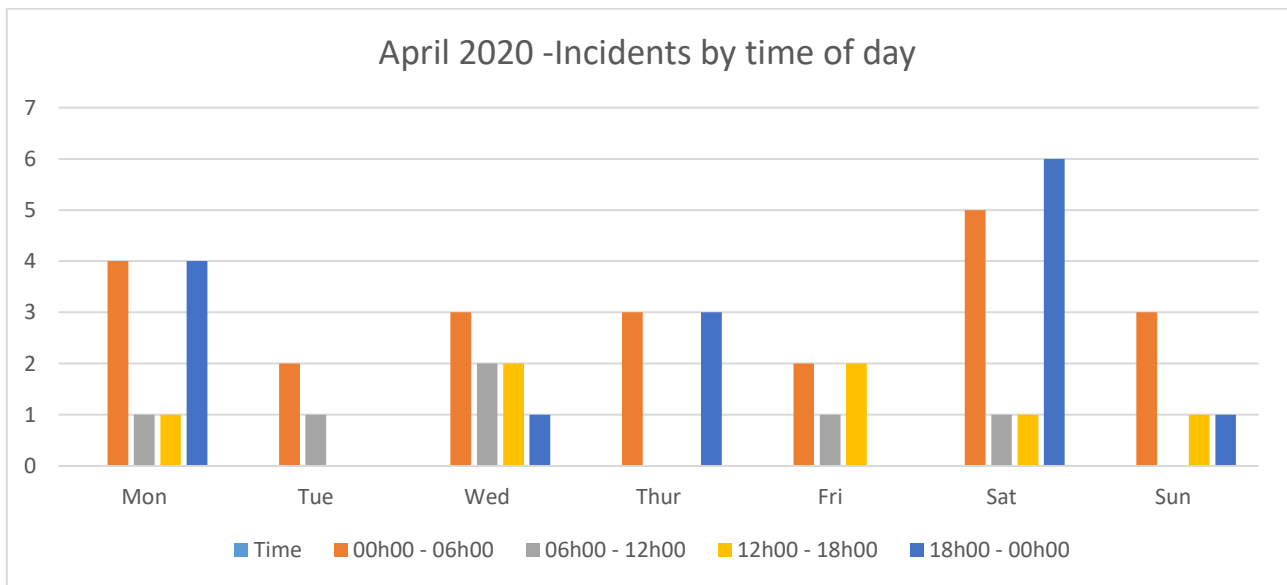
### INCIDENTS BY DAY:

Start Date: 01/04/2020 End Date: 30/04/2020

Total Incidents: 50



### INCIDENTS BY TIMES OF DAY (AS REPORTED):



# PUBLIC SAFETY INCIDENT REPORT

APRIL 2020

## SUMMARY OF ACTIVE PERIODS FOR THE MONTH:

**Highest incident periods:** (23) incidents were reported as occurring over weekends (Fridays to Sundays), with the balance occurring during week days. This continues to indicate a trend of a higher **concentration** of incidents occurring over the weekends.

The high number of late reports makes it difficult to accurately determine when incidents occurred – however it appears as if the majority of incidents are taking place late night into early mornings.

## INCIDENTS BY SECTOR:

Start Date: 01/04/2020 End Date: 30/04/2020

Total Incidents: 50

Sites	Incident Occurrences
▼ Observatory CID	
▶ Observatory Red 2	10
▶ Observatory Red 1	12
▶ Observatory Blue 1	5
▶ Observatory Blue 2	5
▶ Observatory Blue 3	4
▶ Observatory Yellow	7
▶ Observatory Green	1
▶ Observatory Orange	6

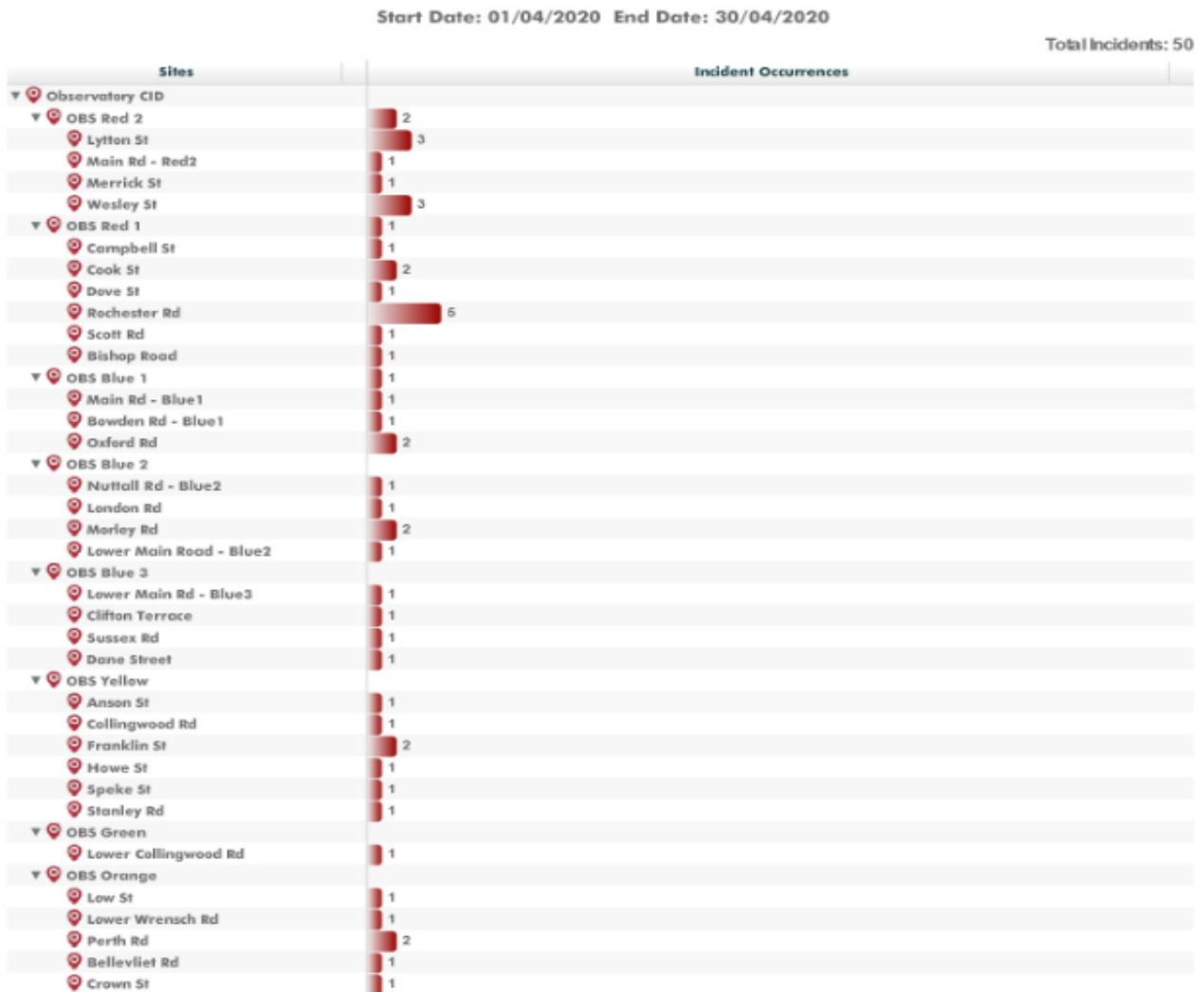
## Sector analyses:

- **OBS Red 1, recorded 12 incidents:** (3) Theft out of motor vehicle, (2) general theft, (1) attempted theft out of motor vehicle, (3) theft of car parts, (2) malicious damage to property, and (1) attempted housebreaking.
- **OBS Red 2, recorded 10 incidents:** (2) theft out of motor vehicles, (2) theft of car parts, (1) theft of bicycle, (1) malicious damage to property, (1) housebreaking and (3) trespassing's.
- **Blue 1, recorded 5 incidents:** (1) theft out of motor vehicle, (1) general theft, (1) attempted theft, (theft of cell phone and (1) attempted robbery.
- **Blue 2, recorded 5 incidents:** (1) attempted theft, (1) shoplifting, (1) attempted housebreaking, (1) housebreaking business and (1) trespass.
- **Blue 3, recorded 4 incidents:** (1) theft of motor vehicle, (1) theft out of motor vehicle, (1) attempted housebreaking business and (1) trespass.
- **Orange recorded 6 incidents:** (1) theft of motor vehicle, (2) theft of car parts and (2) malicious damage to property.
- **Yellow recorded 7 incidents:** (1) theft out of motor vehicle, (1) general theft, (1) attempted theft, (1) theft of car parts, (1) malicious damage to property, (1) housebreaking, (1) attempted housebreaking business and (1) fighting in public.
- **Green:** (1) theft of cell phone

# PUBLIC SAFETY INCIDENT REPORT

APRIL 2020

## INCIDENTS BY STREET:



## OBSID RESPONSE TEAM DEPLOYMENT STRATEGY DURING THE MONTH

During the first week Obs Red 2 had the most incidents reported. The incidents were concentrated along Milton road resulting in the foot patroller's route being focused on Milton road and branching into Lytton street, Wesley street and Irwell street. No changes were made in the remaining sectors.

During week two the crime shifted to Red 1 and Yellow. There were no changes to the foot patrollers or the security kiosk placement but vehicle patrols were more frequent.

During weeks three the incidents were scattered over the sectors with no clear pattern to counter. No changes were made.

During week four the incidents shifted back to Red 1. The incidents were focused along Rochester. Deployment remained the same but the patrol pattern changed in that the vehicles patrols were to conduct spiral patrols around the Red 1 sector.

We also observed a shift in incidents into OBS Orange towards the end of week four. The security kiosk was moved to Willow road. Two foot patrollers were deployed with an extra foot patroller being moved into the Orange sector during the morning exercise times (06h00 – 09h00) from 1<sup>st</sup> May 2020 onwards