

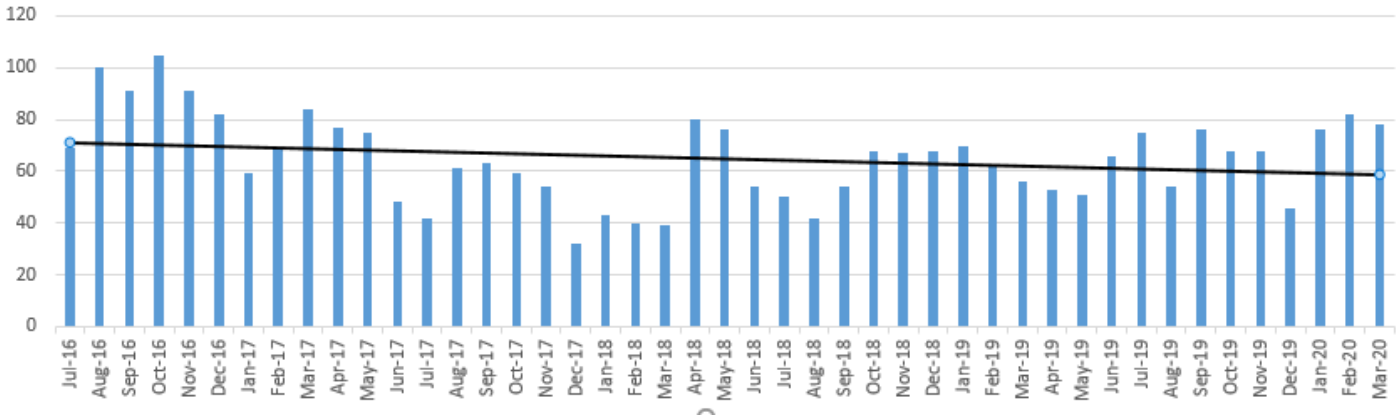
PUBLIC SAFETY INCIDENT REPORT

MARCH 2020

]This report reflects incidents as reported by our team, reported by members of the public to our 24-hour control room or reported via the Obs Neighbourhood Watch WhatsApp groups. Thanks to Frank Schuitemaker and the ONW WhatsApp group administrators for keeping us informed.

PLEASE CALL OUR CONTROL ROOM ON 021 447 1066 TO REPORT INCIDENTS

All crimes by months Jul 2016 - March 2020



The above graph reflects the total reported incidents per month since July 2016.

SUMMARY:

Start Date: 01/03/2020 End Date: 31/03/2020

Total Incidents: 78

Categories	Incident Occurrences
Crime	
Theft	1
Theft of Motor Vehicle	2
Theft out of Motor Vehicle	14
General Theft	7
Attempted Theft	1
Attempted Theft out of Motor Vehicle	5
Theft of cell phone/smart phone/tablet	4
Theft of car parts	2
Theft of Motor Cycle	4
Theft of Bicycle	1
Attempted theft of motor vehicle	3
Assault	1
Robbery	
Robbery Common	4
Armed Robbery	3
Robbery with weapon other than firearm	2
Malicious Damage to Property	12
Shoplifting	1
Housebreaking	
Housebreaking and theft	3
Attempted housebreaking	1
Trespass	6
Fighting in Public	1
Murder	1

For the period 1-31 March 2020 there were 78 incidents reported compared to 82 incidents the previous month.

PUBLIC SAFETY INCIDENT REPORT

MARCH 2020

Thefts recorded the highest number of incidents (44), 31 of these being vehicle related incidents of which 8 were attempts only, broken down as follows – theft of motor vehicle (2), theft out of motor vehicle (14), attempted theft out of motor vehicle (5), general theft (8), attempted theft (1), theft of cell phone (4), theft of car parts (2), theft of bicycle (1), theft of motorbike (4) and attempted theft of motor vehicle (3).

The second highest recorded number of incidents were malicious damage to property with (12) reported incidents. In all of the incidents car windows were smashed with the intent unknown as no items were stolen from the vehicles.

Robberies showed an increase from 7 incidents the previous month to 9 incidents this month.

Other reported crimes were (1) murder, (1) assault with the intent to commit serious bodily harm, (4) housebreakings, (5) trespasses, (1) shoplifting and (1) fighting in public.

Pro-active engagement (e.g. reports of suspicious activity / persons / vehicles) from the community are the same to the prior month (58 reports as compared to 58 received by the Control Room during February 2020).

Active sectors:

- OBS Blue 1, OBS Orange for theft out of motor vehicles, theft of car parts and malicious damage to property where car windows were broken;
- OBS Red 2 had (2) housebreakings reported and OBS Red 1 and OBS Blue 2 each had (1) case reported of housebreaking reported.

The OBSID public safety team are having to inform owners or residents of unlocked vehicles, open doors, and open garages or premises gates. OBSID's public safety team recorded 111 proactive incidents compared to the previous months 133 proactive incidents.

Public safety and SAPS deployment are dependent on incidents that have been reported. Community involvement in reporting both suspicious incidents as well as actual crimes are imperative as law enforcement alone cannot reduce crime without involving the communities for information. OBSID shares weekly incident statistics with SAPS – community members need to do the same through opening cases and reporting incidents to Woodstock SAPS.

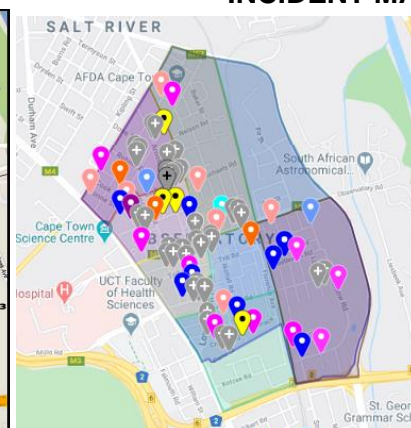
OBSID public safety personnel **were involved in 6 arrests** during the month of March 2020. Three of the arrests were for people being in possession of stolen property.

TOTAL INCIDENTS BY CATEGORY AND MAP:

OBSID AND ONW SECTORS:



INCIDENT MAP:



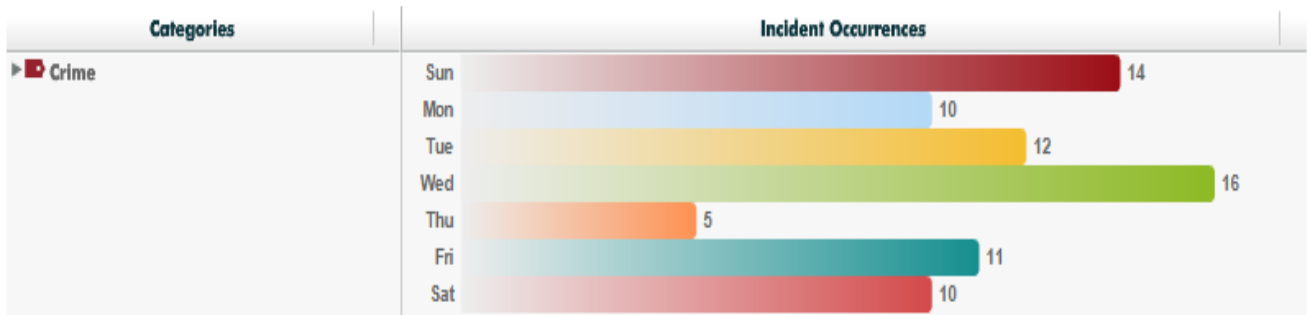
PUBLIC SAFETY INCIDENT REPORT

MARCH 2020

INCIDENTS BY DAY:

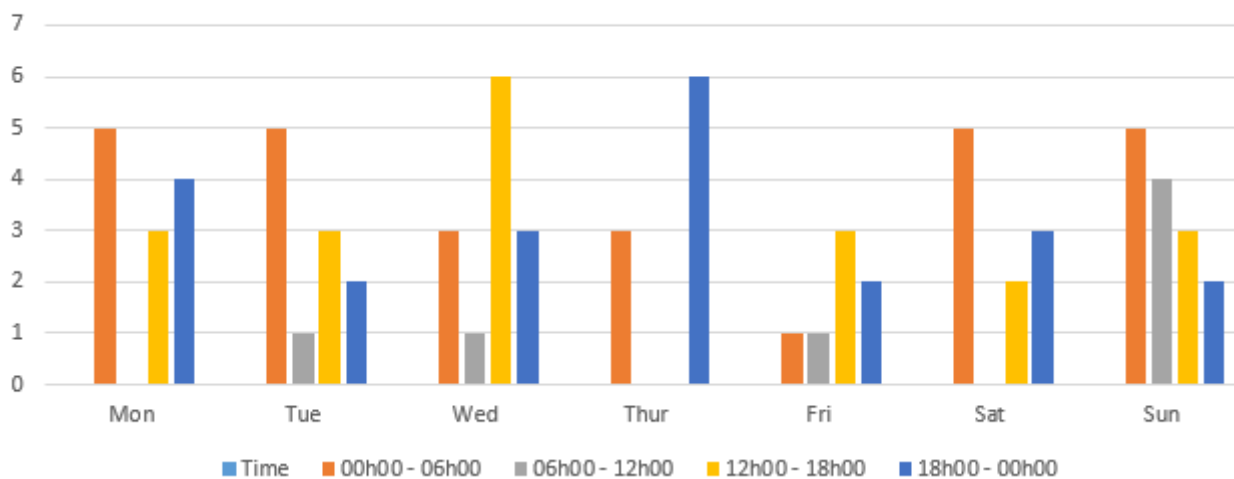
Start Date: 01/03/2020 End Date: 31/03/2020

Total Incidents: 78



INCIDENTS BY TIMES OF DAY (AS REPORTED):

March 2020 - Incidents by time of day



SUMMARY OF ACTIVE PERIODS FOR THE MONTH:

Highest incident periods: (35) incidents were reported as occurring over weekends (Fridays to Sundays), with the balance occurring during week days. This continues to indicate a trend of a higher **concentration** of incidents occurring over the weekends.

The high number of late reports makes it difficult to accurately determine when incidents occurred – however it appears as if the majority of incidents are taking place between 00h00 and 06h00.

PUBLIC SAFETY INCIDENT REPORT

MARCH 2020

INCIDENTS BY SECTOR:

Start Date: 01/03/2020 End Date: 31/03/2020

Total Incidents: 78

Sites	Incident Occurrences
▼ Observatory CID	
▶ OBS Red 2	20
▶ OBS Red 1	11
▶ OBS Blue 1	16
▶ OBS Blue 2	5
▶ OBS Blue 3	9
▶ OBS Yellow	6
▶ OBS Orange	11

Sector analyses:

- **OBS Red 1, recorded 11 incidents:** (2) Theft out of motor vehicle, (3) general theft, (2) attempted theft out of motor vehicle, (1) robbery, (1) malicious damage to property, (1) housebreaking and (1) fighting in public.
- **OBS Red 2, recorded 20 incidents:** (1) theft of motor vehicle, (3) theft out of motor vehicles, (1) general theft, (1) attempted theft out of motor vehicle, (1) theft of cell phone, (4) common robbery, (1) armed robbery, (2) malicious damage to property, (1) housebreaking, (1) attempted housebreaking, (3) trespassing and (1) murder
- **Blue 1, recorded 16 incidents:** (2) general thefts, (1) theft of motor vehicle, (4) theft out of motor vehicle, (1) attempted theft, (1) theft of car parts, (1) attempted theft of motor vehicle, (4) malicious damage to property, (2) trespass.
- **Blue 2, recorded 5 incidents:** (1) general theft, (1) theft of cell phone, (1) armed robbery, (1) shoplifting and (1) housebreaking.
- **Blue 3, recorded 9 incidents:** (2) theft out of motor vehicle, (1) attempted theft out of motor vehicle, (2) theft of cell phone, (1) theft of motor cycle, (1) theft of bicycle, (1) common robbery and (1) malicious damage to property.
- **Orange recorded 11 incidents:** (1) theft out of motor vehicle, (1) attempted theft out of motor vehicle, (1) theft of car parts, (3) theft of motor cycle, (1) common robbery and (4) malicious damage to property.
- **Yellow recorded 6 incidents:** (2) theft out of motor vehicles, (1) general theft, (2) attempted theft of motor vehicle and (1) assault.
- **Green:** no incidents reported in this sector.

INCIDENTS BY STREET:

- Theft out of motor vehicle – Eden road, Dane street, James road, Bishop road, Trill road, Lytton street, Arnold street, Bowden road, Robins road, oxford road, Perth road, Donne street and Cole street.
- Housebreaking – Campbell street, Disa avenue and (2) Bishop road.

PUBLIC SAFETY INCIDENT REPORT

MARCH 2020

OBSID RESPONSE TEAM DEPLOYMENT STRATEGY DURING THE MONTH

During the first week, Orange and Blue 1-3 had the most incidents reported. In the Blue sector the incidents were concentrated along Trill road and Station road resulting in the foot patroller's route being focused on the two roads up to Eden road.

The Orange sector's incidents were along Belleviet road, Duke street to Willow road and the foot patroller's route was adapted accordingly. We posted a foot patroller in Orange supported by periodical vehicle patrols.

In the Blue sectors the security kiosk remained in place and we posted 2 foot patrollers in the area supported with periodical vehicle patrols.

We posted a foot patroller in the Red sector supported with periodical vehicle patrols and the security kiosk remained in place.

During week two the crime shifted to Red 2 and Blue 1. There were no changes to the foot patrollers or the security kiosk placement but the vehicle patrols were changed in that the vehicle patrols were to concentrate more on the entry points to Observatory.

During weeks three and four the reported incidents showed a significant decrease in the number of reported incidents and postings remained the same.

On the 7th of March we had a meeting with residents from Robins road. Shortcomings in reporting of incidents to the SAPS was communicated and as a result the SAPS have confirmed that more cases were reported to them. The increase in cases being reported to SAPS resulted in more active patrols by the police in the Red sectors.

The postings of foot patrollers are more concentrated on entry points to the OBSID area. Robins Road and corners of Lower main and Rochester road are covered by foot patrollers and the Main Road section is covered by more frequent vehicle patrols combined with more visibility by the SAPS sector vehicle has resulted in a decrease of reported incidents.