

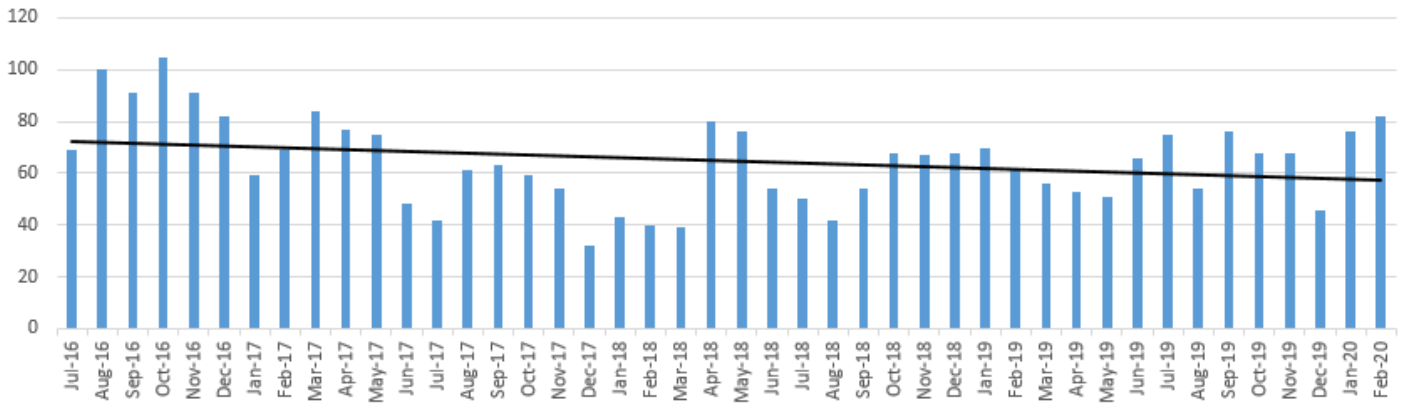
PUBLIC SAFETY INCIDENT REPORT

FEBRUARY 2020

This report reflects incidents as reported to OBSID by our team, by members of the public to our 24-hour control room or reported via the Obs Neighbourhood Watch WhatsApp groups. Thanks to Frank Schuitemaker and the ONW WhatsApp group administrators for keeping us informed.

PLEASE CALL OUR CONTROL ROOM ON 021 447 1066 TO REPORT INCIDENTS

All crimes by months Jul 2016 - Feb 2020



The above graph reflects the total reported incidents per month for the preceding three and a half years.

SUMMARY:

Start Date: 01/02/2020 End Date: 29/02/2020

Total Incidents: 82

Categories	Incident Occurrences
Crime	
Theft	1
Theft of Motor Vehicle	2
Theft out of Motor Vehicle	11
General Theft	8
Attempted Theft	3
Attempted Theft out of Motor Vehicle	3
Theft of cell phone/smart phone/table	4
Theft of car parts	11
Theft of Bicycle	1
Assault	1
Robbery	7
Malicious Damage to Property	17
Housebreaking	7
Trespass	2
Fighting in Public	4

For the period 1-29 February 2020 there were 82 incidents reported, 39 of these incidents being vehicle related incidents, compared to 75 incidents the previous month.

Thefts recorded the highest number of incidents (44), 22 of these being vehicle related incidents of which 6 were attempts only, broken down as follows – theft of motor vehicle (2), theft out of motor vehicle (11), general theft (9), theft of cell phone (4), theft of car parts (11) and theft of bicycle (1).

The second highest recorded number of incidents were malicious damage to property with (17) reported incidents. In (16) of the incidents car windows were smashed with the intent unknown as no items were stolen from the vehicles. (1) shop window was damaged during a fight.

PUBLIC SAFETY INCIDENT REPORT

FEBRUARY 2020

Robberies showed an increase from 4 incidents the previous month to 7 incidents this month.

Other reported crimes were (7) housebreakings of which 2 were attempts only, (4) fighting in public, (2) trespassing's and (1) assault common

Pro-active engagement (e.g. reports of suspicious activity / persons / vehicles) from the community are similar to the prior month (58 reports as compared to 59 received by the Control Room during January 2020).

Active sectors:

- OBS Red 1, Obs Red 1 and Obs Orange for theft out of motor vehicles, theft of car parts and malicious damage to property where car windows were broken;
- OBS Blue 1 for housebreakings.

The OBSID public safety team spend a considerable amount of time on proactive actions – trying to locate owners or residents of unlocked vehicles, open doors, and open garages or premises gates.

OBSID's public safety team recorded 133 proactive incidents compared to the previous months 54 proactive incidents.

OBSID public safety personnel **were involved in 3 arrests** during the month of January 2020:

- On the 21st of February 2020 the OBSID response team identified a suspect that was seen stealing a wiper blade off a car in Robins road. The suspect was handed over to the police
- On the 22nd of February 2020 law enforcement arrested a suspect at Liesbeek park who was in possession of presumably stolen property. OBSID is assisting the police to link the suspect with cases
- On the 26th of February 2020 the OBSID response team assisted the police in apprehending a suspect who was trespassing at Park Villa.

During the month, we have continually reviewed incident reports to inform deployment changes (vehicles, foot patrollers and siting of security kiosks). The OBSID Precinct Manager as well as the Securitas Contract Manager have both worked nightshifts as well as early morning / late evening shifts to support the deployed personnel. Law enforcement teams have worked some late shifts to increase visibility in the area. Two additional foot patrollers have been deployed on specific shifts in designated patrol areas. Vehicle patrol patterns have been refined and tightened up.

We saw a decrease in incidents in the second and third weeks of the month. In the last week we saw a surge in malicious damage to property (smashing car windows with nothing removed / no attempt to steal the vehicle) incidents throughout the sectors as well as an increase in theft of motor vehicle parts, also occurring throughout the sectors.

We are confident that our deployment strategies will continue to show a positive impact during March 2020.

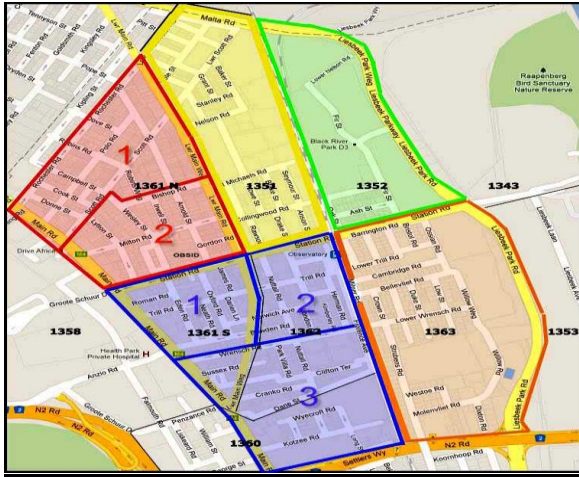
SAPS adjust their resource allocations based on incidents reported to them by victims. OBSID's role is to track incidents and adjust its public safety service accordingly – but we cannot open cases with SAPS on behalf of anyone. It is currently estimated that less than 1/3 of incidents reported to OBSID are being reported to SAPS. This needs to change – so please report to SAPS if you are a victim of crime (even if you don't intend to lodge an insurance claim).

PUBLIC SAFETY INCIDENT REPORT

FEBRUARY 2020

TOTAL INCIDENTS BY CATEGORY AND MAP:

OBSID AND ONW SECTORS:



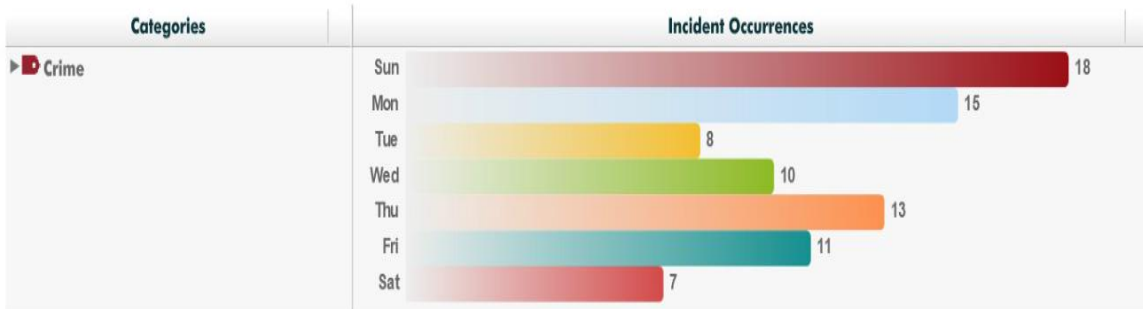
INCIDENT MAP:



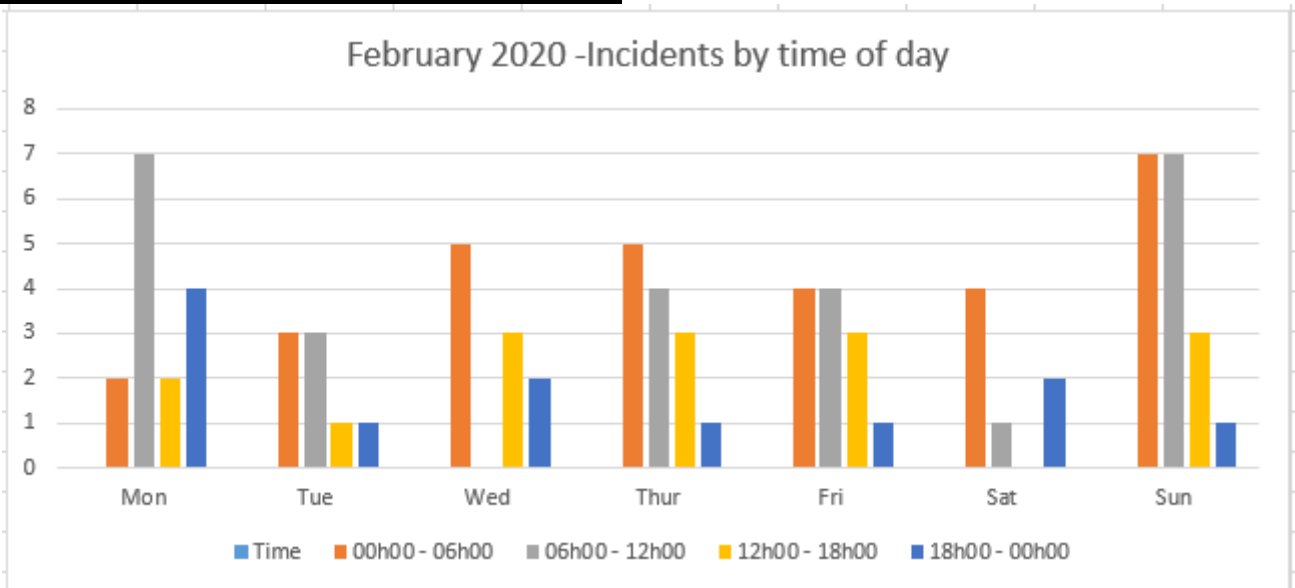
INCIDENTS BY DAY:

Start Date: 01/02/2020 End Date: 29/02/2020

Total Incidents: 82



INCIDENTS BY TIMES OF DAY (AS REPORTED):



PUBLIC SAFETY INCIDENT REPORT

FEBRUARY 2020

SUMMARY OF ACTIVE PERIODS FOR THE MONTH:

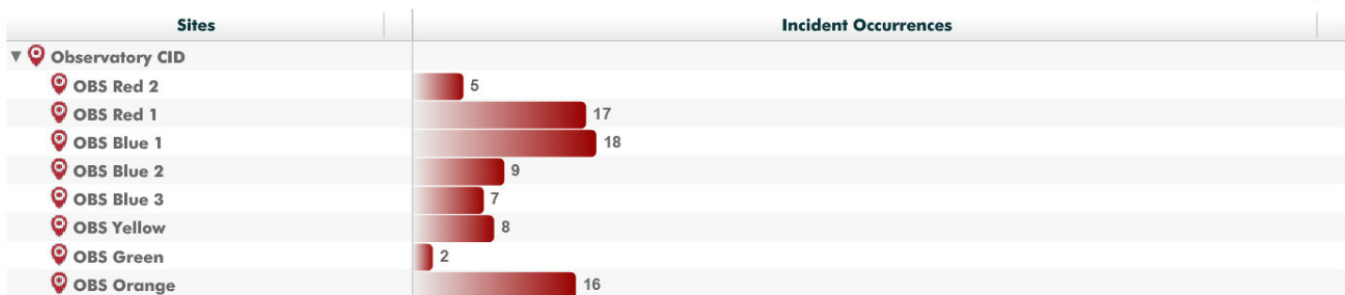
Highest incident periods: (36) incidents were reported as occurring over weekends (Fridays to Sundays), with the balance occurring during week days. This continues to indicate a trend of a higher **concentration** of incidents occurring over the weekends.

The high number of late reports makes it difficult to accurately determine when incidents occurred – however it appears as if the majority of incidents are taking place between 00h00 and 06h00.

INCIDENTS BY SECTOR:

Start Date: 01/02/2020 End Date: 29/02/2020

Total Incidents: 82



Sector analyses:

- **Red 1, recorded 17 incidents:** (3) incidents of thefts out of motor vehicles, (1) general thefts, (1) theft of car parts, (7) attempted theft out of motor vehicle, (2) robberies, (1) theft of motor vehicle (vehicle returned), (1) fighting in public and (1) attempted theft.
- **Red 2, recorded 5 incidents:** (1) incident of thefts out of motor vehicles (1) theft of car parts, (1) theft general, (1) theft of cell phone and (1) attempted housebreaking
- **Blue 1, recorded 18 incidents:** (1) theft out of motor vehicle, (1) General theft, (1) attempted theft, (2) attempted theft out of motor vehicle, (1) theft of cell phone, (2) theft of car parts, (1) assault common, (1) robbery, (2) malicious damage to property, (3) housebreakings, (1) attempted housebreaking, (1) trespass and (1) fighting in public were reported.
- **Blue 2, recorded 9 incidents:** (1) incident of theft out of motor vehicle, (1) attempted theft out of motor vehicles, (1) theft of cell phone, (1) attempted theft, (1) theft general (1) attempted theft, (3) malicious damage to property, were reported.
- **Blue 3, recorded 7 incidents:** (2) theft out of motor vehicle, (1) theft, (3) malicious damage to property and (1) trespass were reported.
- **Orange recorded 7 incidents:** (2) incidents of theft out of motor vehicles, (1) theft general, (3) malicious damage to property, and (1) trespass were reported.
- **Yellow recorded 8 incidents:** (2) incident of theft out of motor vehicle, (2) general thefts, (1) housebreaking and theft and (1) fighting in public were reported.
- **Green:** (1) incident of armed robbery and (1) malicious damage to property was reported.

PUBLIC SAFETY INCIDENT REPORT

FEBRUARY 2020

INCIDENTS BY STREET:

OBS Red 1 was the area most affected by theft out of motor vehicle/theft of car parts and malicious damage to property with (11) incidents reported in the area followed by OBS Orange with (8) incidents reported and OBS Blue 1 with (7) incidents reported.

- (7) Incidents reported in Robins road, (2) Station Road, (2) Sussex road, (2) Oxford road, (2) Bedford street, (2) Low street, (2) Wrench road, (2) Lytton street (2) neath road. OBS Blue 1 was the area most affected by housebreakings with (7) incidents being reported.

OBS Blue 1 was the area most affected by housebreakings with (7) incidents being reported.

- Street where housebreaking incidents were reported was Blake street, Wesley street, Station road, James road, Willow road, Oxford road and Roman road.