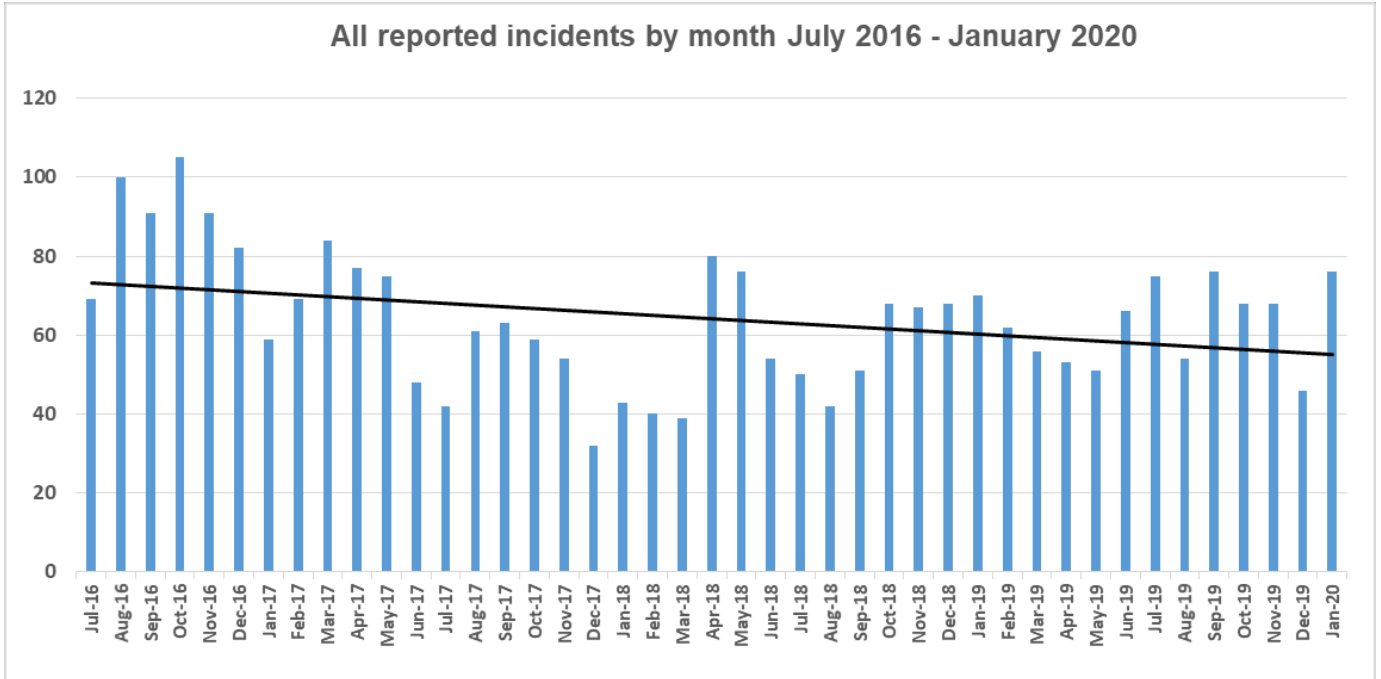


PUBLIC SAFETY INCIDENT REPORT

JANUARY 2020

This report reflects incidents as reported by our team, reported by members of the public to our 24-hour control room or reported via the Obs Neighbourhood Watch WhatsApp groups. Thanks to Frank Schuitemaker and the ONW WhatsApp group administrators for keeping us informed.

PLEASE CALL OUR CONTROL ROOM ON 021 447 1066 TO REPORT INCIDENTS



The above graph reflects the total reported incidents per month for the preceding three and a half years.

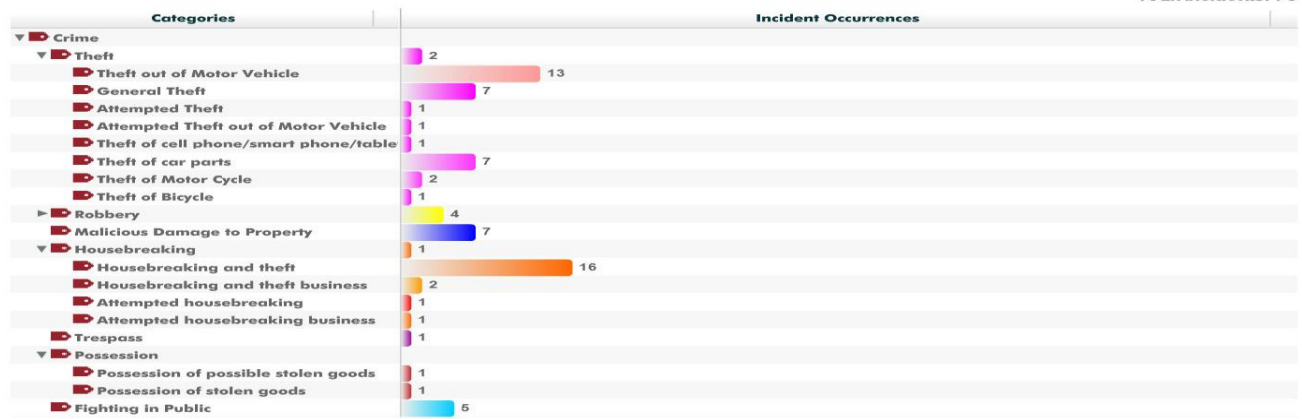
The downward trend in incidents as previously reported continues.

SUMMARY JANUARY 2020:

START DATE: 1/01/2020 END DATE: 31/01/2020 BY CATEGORIES

Start Date: 01/01/2020 End Date: 31/01/2020

Total Incidents: 75



For the period 1-31 January 2020 there were 75 incidents compared to 46 incidents the previous month.

PUBLIC SAFETY INCIDENT REPORT

JANUARY 2020

Thefts recorded the highest number of incidents (35), of which 2 were attempts only, broken down as follows – theft out of motor vehicle (13), general theft (9), theft of cell phone (1), theft of car parts (7) theft of motor cycle (2) and theft of bicycle (1).

The second highest recorded number of incidents were housebreaking. (21) incidents of housebreakings (including 2 attempts) – 17 at residential properties, 2 at business properties were recorded.

Robberies showed a decrease from 5 incidents the previous month to 4 incidents this month. Other reported crimes were (7) malicious damage to property (7 smashed car windows with nothing taken, (5) fighting in public, (1) possession of stolen goods and (1) possession of possible stolen goods.

Pro-active engagement (e.g. reports of suspicious activity / persons / vehicles) from the community increased from the prior month (59 reports as compared to 30 received by the Control Room during December 2019).

Active sectors:

- OBS Red 2 for theft out of motor vehicles and theft of car parts;
- OBS Blue 1 and Orange for housebreakings.

OBSID's public safety team recorded **54 proactive incidents** – including informing owners or residents of unlocked vehicles, open doors, and open garages or premises gates. This may indicate that new students (of which many are foreign students) are moving into the area and aren't security conscious enough and / or that residents and drivers are paying less attention to the security of their premises and vehicles.

Public safety and SAPS deployment are dependent on incidents that have been reported. Community involvement in reporting both suspicious incidents as well as actual crimes are imperative as law enforcement alone cannot reduce crime without involving the communities for information. OBSID shares weekly incident statistics with SAPS – community members need to do the same through opening cases and reporting incidents to Woodstock SAPS.

At the weekly briefing held on Tuesday 4th February 2020, **SAPS reported** that the all sectors within the Woodstock SAPS precinct have shown an increase in crime during the reporting period. Housebreakings are of primary concern to SAPS as their statistics show an increase when compared to the same period last year.

OBSID public safety personnel **were involved in 6 arrests** during the month of January 2020:

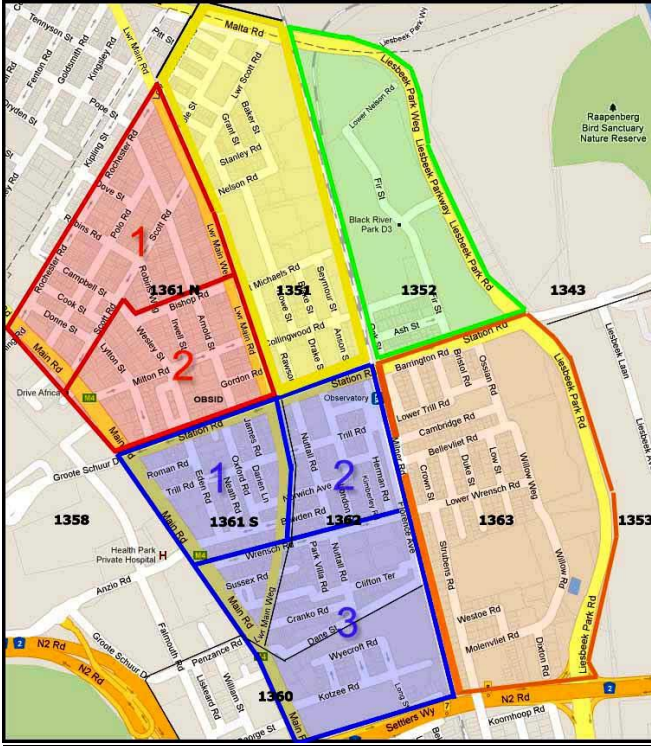
- On the 13th of January 2020 OBSID shared information with SAPS that assisted SAPS to arrest a suspect for possession of possible stolen goods. The items were later linked to a housebreaking which took place in the Observatory area.
- On the 17th of January 2020 OBSID security arrested two suspect for Robbery common and they were handed to the police
- On the 24th of January 2020 OBSID security arrested one suspect for possession of possible stolen goods
- On the 25th of January 2020 OBSID security arrested one suspect for general theft
- On the 27th of January 2020 OBSID security arrested one suspect for general theft
- On the 29th of January 2020 OBSID security assisted the SAPS in apprehending three suspects for possession of possible stolen goods.

PUBLIC SAFETY INCIDENT REPORT

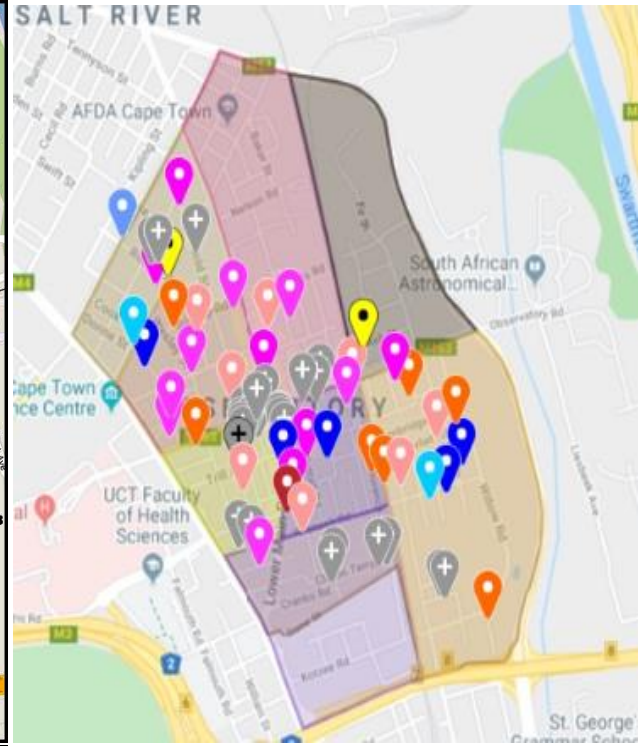
JANUARY 2020

TOTAL INCIDENTS BY CATEGORY AND MAP:

OBSID AND ONW SECTORS:



INCIDENT MAP:



INCIDENTS BY DAY:

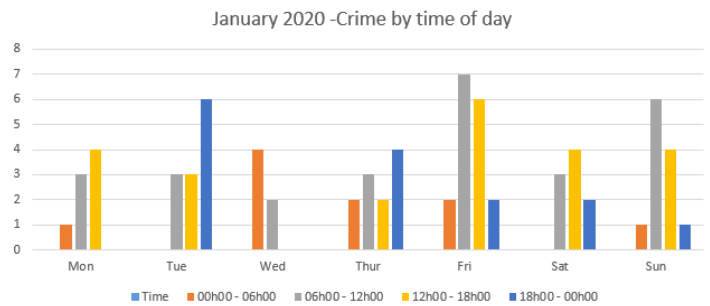
START DATE: 1/01/2020 END DATE: 31/01/2020 BY SITES

Start Date: 01/01/2020 End Date: 31/01/2020

Total Incidents: 75



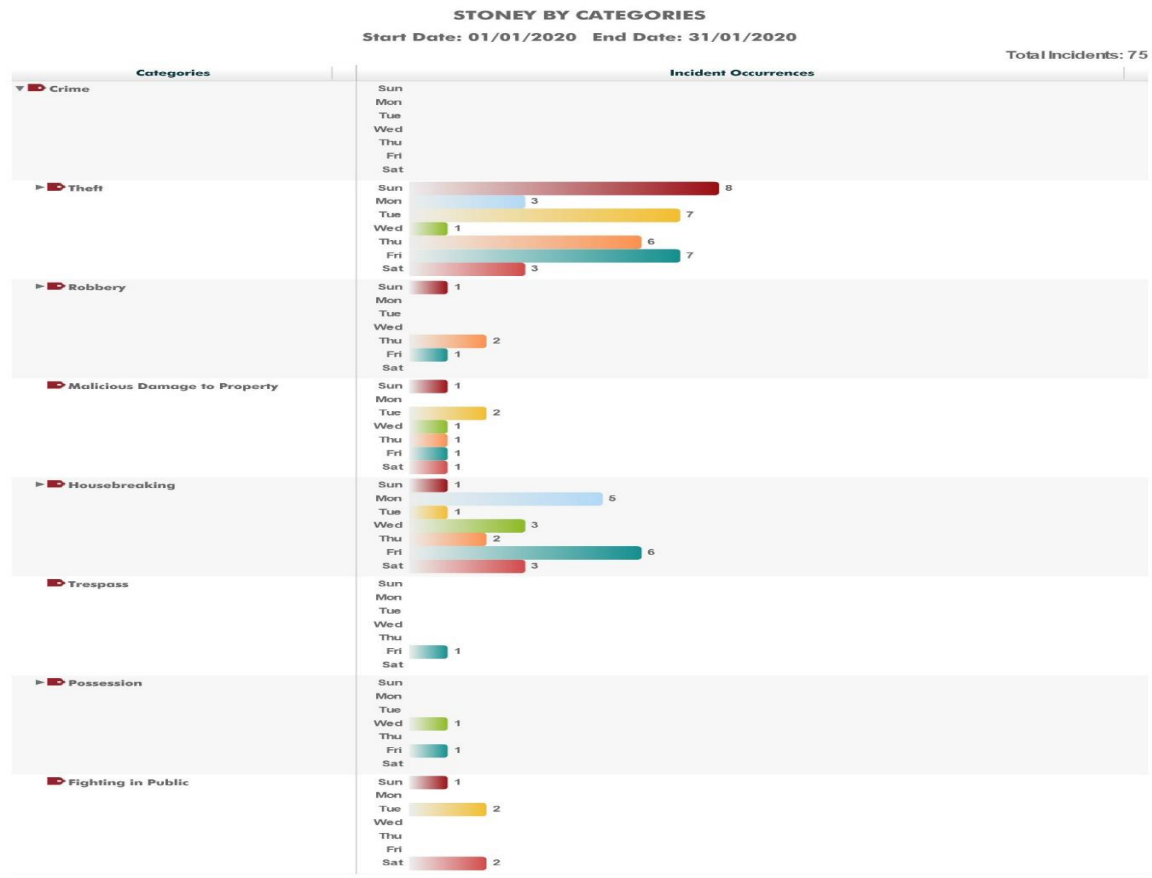
INCIDENTS BY TIMES OF DAY (AS REPORTED):



PUBLIC SAFETY INCIDENT REPORT

JANUARY 2020

INCIDENT CATEGORIES PER DAY:



SUMMARY OF ACTIVE PERIODS FOR THE MONTH:

Highest incident periods: (38) incidents were reported as occurring over weekends (Fridays to Sundays), with the balance occurring during week days. This indicates a higher **concentration** of incidents occurring over the weekends.

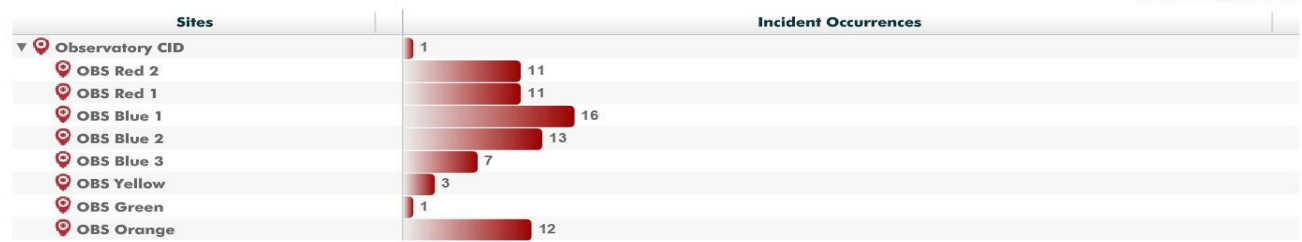
The high number of late reports makes it difficult to accurately determine when incidents occurred – however it seems as if the majority of incidents are taking place between 06h00 and 18h00 daily.

INCIDENTS BY SECTOR:

START DATE: 1/01/2020 END DATE: 31/01/2020 BY SITES

Start Date: 01/01/2020 End Date: 31/01/2020

Total Incidents: 75



PUBLIC SAFETY INCIDENT REPORT

JANUARY 2020

Sector analyses:

- **OBS Red 1, recorded 11 incidents:** (1) incidents of thefts out of motor vehicles, (2) general thefts, (1) theft of mobile phone, (1) theft of car parts, (1) theft of bicycle, (1) armed robbery, (1) common robbery and (2) housebreakings. (1) arrest for possession of stolen property was made.
- **OBS Red 2, recorded 11 incidents:** (3) incident of thefts out of motor vehicles, (4) theft of car parts, (1) theft general, (2) housebreaking and theft, (1) housebreaking and theft and (1) malicious damage to property were reported.
- **Blue 1, recorded 16 incidents:** (1) incident of robbery common, (4) incidents of theft out of motor vehicle, (1) general theft, (1) malicious damage to property, (5) housebreaking and theft, (2) housebreaking and theft business, (1) attempted housebreaking and (1) fighting in public were reported.
- **Blue 2, recorded 13 incidents:** (1) incident of theft out of motor vehicle, (1) attempted theft, (3) theft general (1) theft of motor cycle, (2) malicious damage to property (1) housebreaking and theft, (1) attempted housebreaking, and (2) fighting in public incidents were reported. (1) arrest was made for possession of stolen goods were reported.
- **Blue 3, recorded 7 incidents:** (1) incident of attempted theft, (1) robbery common, (1) attempted housebreaking and (1) fighting in public were reported.
- **Orange recorded 12 incidents:** (2) incidents of theft out of motor vehicles, (1) theft general, (3) malicious damage to property, (5) housebreakings and (1) fighting in public were reported.
- **Yellow recorded 3 incidents:** (1) incident of theft out of motor vehicle, (1) attempted theft out of motor vehicle and (1) theft of car parts were reported.
- **Green:** (1) incident of robbery with weapon other than a firearm was reported.

INCIDENTS BY STREET:

- OBS Red 2 was the area most effected by theft out of motor vehicle/theft of car parts. (7) incidents were reported in the area. (2) Reported in **Lytton road**, (1) in **Wesley road**, (1) in **Bishop Road** and (1) **Irwell Street**. (4) in **Arnold Street** of which 2 were in OBS Red 1 and 2 were in OBS Red 2. Other streets where theft out of motor vehicles/theft of car parts occurred were **Bedford Street, Howe Street, James Street, Neath Road, Bowden Road, Wrench Road, Sussex Road, Belleview Road and Crown Street**.
- OBS Blue 2 was the area most affected by housebreakings. (4) Cases reported in **Oxford street**, (3) cases on **Lower Main Road** and (1) **Station Road**. Other streets where housebreakings were reported were **Herschel road, Florence Avenue, Milner Road, Burnham Road, Bellevliet Road, Clifton Terrace, Nuttall Road, Westoe Road and Dixton Road**.