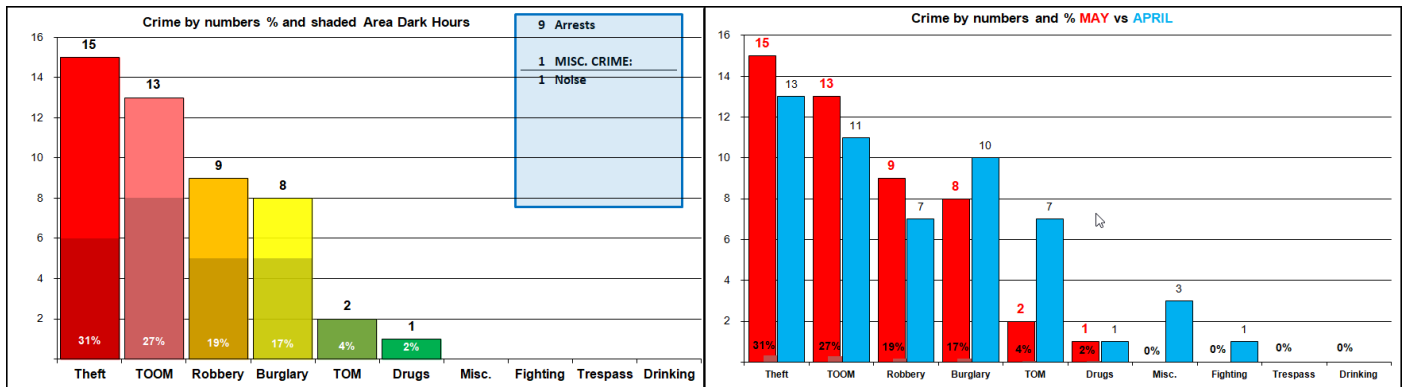


MAY 2019 OBSID - ONW CRIME REPORT

SUMMARY:

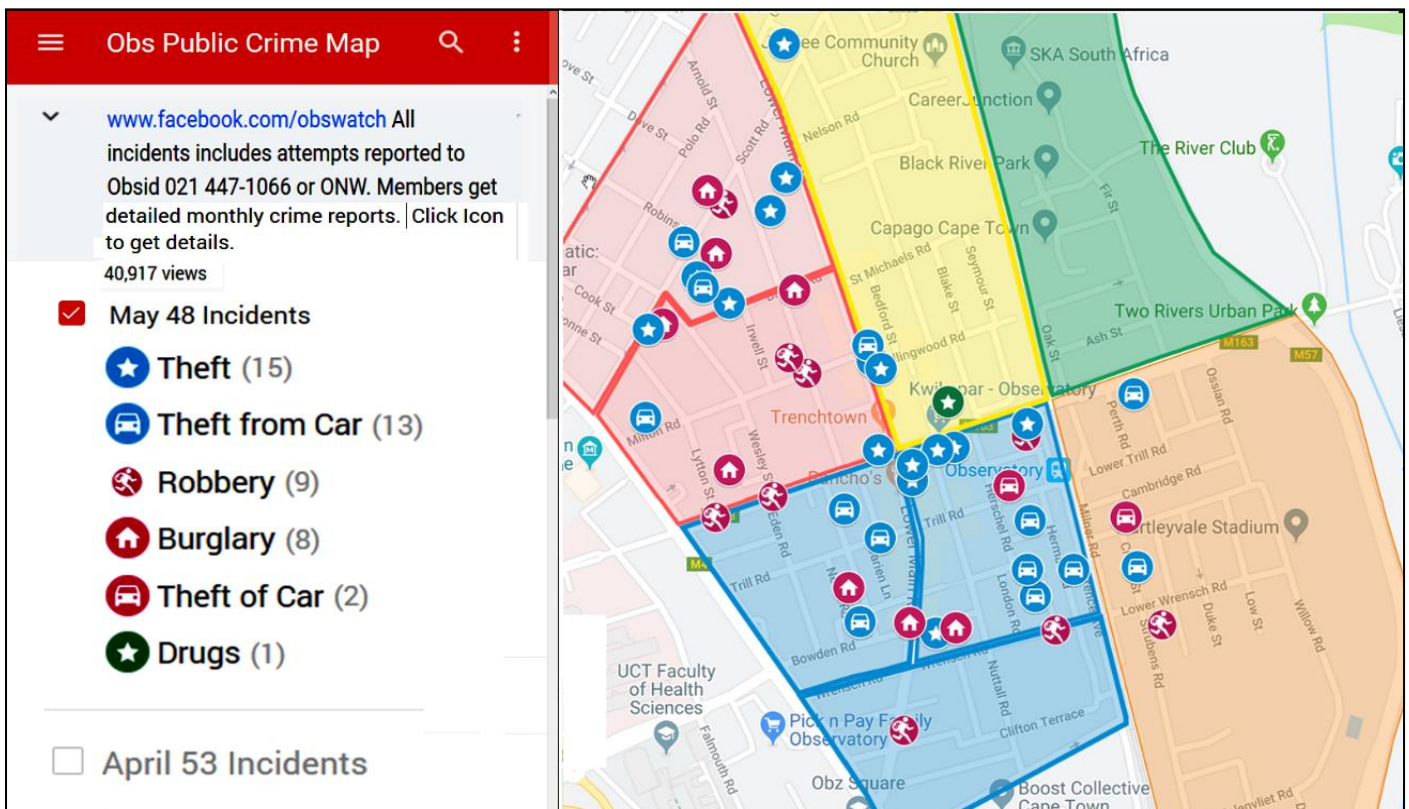
Reported incidents for May 2019 amounted to 49 against 53 in April of which 12 incidents were attempts only and 9 arrests were made. Theft, TOOM and Robberies all showed marginal increases with an average of 2 incidents per category while TOM, Burglary and miscellaneous reports all declined, most significantly TOM with only 3 incidents reported and no hijackings reported for the month. Perhaps the most severe incident related to a Dutch couple having just landed in Cape Town getting assaulted and the young gentleman significantly injured needing hospitalisation. Crime with assaults appears to have gone down and the severity ratings of crimes has seen a decline with May 2019 recording the lowest severity score.



TOOM = Theft out of or from Motor vehicle or Motor Cycle. **TOM** = Theft of Motor Vehicle. Theft excludes force or threat & burglary. **Burglary** = House Breaking. **Robbery** = Stealing Property could be armed or with threat of violence. **Fighting** includes other violent acts such as intimidation etc. **Trespassing** = entry of property without consent but not result in other crime (yet). **Possession** under Misc. could be weapons, drugs or stolen goods.

OBS CRIME MAP:

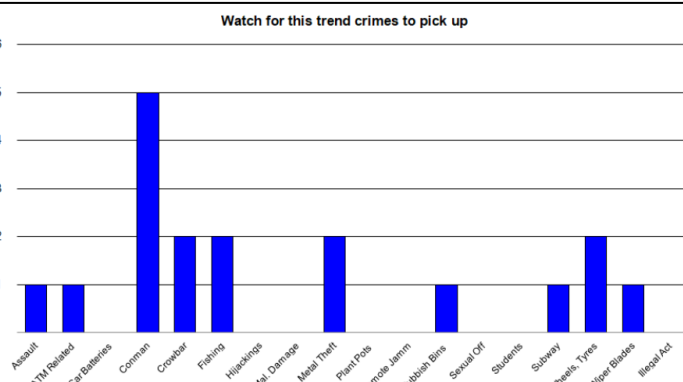
Download from tinyurl.com/ObsPublicCrimeMap Incident details can be viewed by clicking on the relevant icon. Updates are done bi-monthly and the final report announced on the Obswatch facebook page each month. This popular map has been downloaded / viewed 41.000 times. This map is also likely to discontinue.



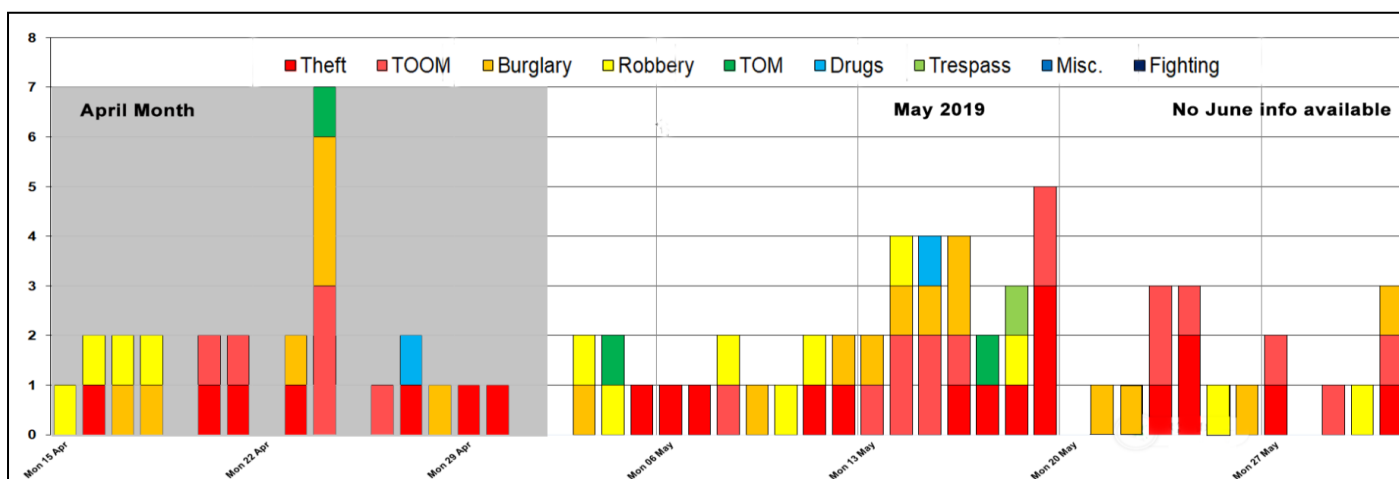
ANALYSIS:

ANALYSIS OF CRIME TRENDS:

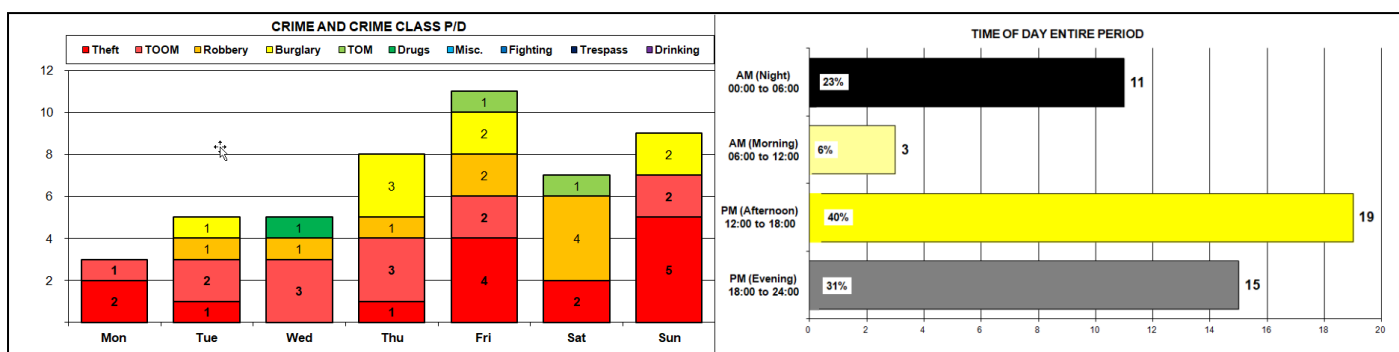
Details: Armed Incident & Weapon, Get Away Cars. Attempts, Arrests, Businesses etc													
Crime	TTL	Armed	Gun	Knife	Other	Assault	Student	Car	S-Way	ATM	Attempt	Arrest	Buss.
Robbery	9	2		2		1		1	1		1		1
Burglary	8										1	3	
TOM	2												
Theft	15									1	2	2	8
TOOM	13										1	3	2
Trespass													
Misc.													
Drugs	1				1							1	
Fighting													
Drinking													
Total	48	2		2	1	1		1	1	1	5	9	11
Overall %	100,0%	4,2%		4,2%	2,1%	2,1%		2,1%	2,1%	2,1%	10,4%	18,8%	22,9%
Robbery %	100,0%	22,2%		22,2%	11,1%		11,1%	11,1%		11,1%	11,1%		11,1%



Armed incidents reduced to two. Only a single incident involving a get-away car was reported. According to SAPS statistics there was a spike in battery theft however the Woodstock area coverage far exceeds the OBSID area coverage, which may offer explanation as to why the difference in records. Residents often report crime to SAPS only for insurance purposes and often don't report to OBSID. Residents are reminded to report crime to OBSID as well.



Crime peaked during mid-month after which it seems to have levelled off towards month end.



Fridays as top-day might continue into June as indicated by the trend numbers for Fridays peaking higher going into the weekend. Saturdays & Sundays may both record the same, particularly during darker hours. TOOM incidents spiked in midweek with Wednesdays and Thursdays recording almost 50% for this crime category. No other days show any strong trends.

ANALYSIS OF CRIME INCIDENTS BY SECTORS & STREETS: in order of numbers of incidents and Severity:

No	Hot Sectors		No's	%	Sev	Theft	TOOM	Robbery	Burglary	TOM	Drugs
1	Red 1	R1	11	22,9%	5,8	5	2	1	3	—	—
2	Blue 2	B2	11	22,9%	5,6	4	4	1	1	1	—
3	Blue 1	B1	10	20,8%	6,1	3	3	2	2	—	—
4	Red 2	R2	8	16,7%	6,3	2	2	2	2	—	—
5	Orange	Or	4	8,3%	6,3	—	2	1	—	1	—
6	Blue 3	B3	2	4,2%	8,0	—	—	2	—	—	—
7	Yellow	Ye	2	4,2%	3,0	1	—	—	—	—	1
8	Green	Gr			-	—	—	—	—	—	—

No	Hot Streets	Sector	No's	%	Sev	Theft	TOOM	Robbery	Burglary	TOM	Drugs
1	Scott	R1	5	10,4%	6,4	1	1	1	2	—	—
2	Robins	R1	4	8,3%	5,5	2	1	—	1	—	—
3	Station	B1	3	6,3%	7,3	1	—	2	—	—	—
4	Lower Main	B1	3	6,3%	5,7	2	—	—	1	—	—
5	Oxford	B1	3	6,3%	5,7	—	2	—	1	—	—
6	Station	B2	3	6,3%	5,0	3	—	—	—	—	—
7	Lower Main	R2	3	6,3%	5,0	2	1	—	—	—	—
8	Arnold	R2	2	4,2%	8,0	—	—	2	—	—	—
9	Bowden	B2	2	4,2%	6,0	1	—	—	1	—	—
10	Kimberley	B2	2	4,2%	5,0	—	2	—	—	—	—
11	Village Green	Ye	1	2,1%	-	—	—	—	—	—	—
12	Strubens	Or	1	2,1%	8,0	—	—	1	—	—	—
13	Disa	B2	1	2,1%	8,0	—	—	1	—	—	—
14	Wrench	B3	1	2,1%	8,0	—	—	1	—	—	—
15	Lower Main	B3	1	2,1%	8,0	—	—	1	—	—	—

Red 1 : This was the most active sector including a house invasion with assault. Thursdays and Sunday stood out with 3 Burglaries respectively. More than 40% of incidents in the sector were theft cases. Mid-month peaked but levelled off towards the end of the month.

Blue : Crime in the entire Blue Sectors is just below 50% of the entire area, and influenced overall crime trends.

Blue 2 : Crime is levelling down after a mid month peak. Three women were robbed by another three women at the Station Rd subway no more details could be obtained. A few fishing through window incidents occurred, uncommon for winter months.

Blue 1 : A significant robbery with injury occurred in the vicinity followed by similar activity around the Station and Lytton Road area. A woman burglar with crowbar got arrested. Siimilar trends may continue in June with times predominantly during afternoon until 22:00.

Red 2 : ¼ of the crime occurred during daylight mainly afternoon. Of the two robberies, one was an attempt likewise for two Burglaries. Three suspects were arrested following a high-speed chase ending in Voortrekker Road Bellville. [See article.](#)

Orange : All incidents occurred during dark hours. An armed robbery with knives occurred in Strubens and a car got stolen during the night from Bellevliet. Two cars were broken into in Barrington and Crown street. The criminal in the latter street was arrested.

Yellow : Sneakers were stolen from outside the premises in Franklin whilst a male was arrested in possession of tik.

Blue 3 : Two robberies both during the afternoon. One near Coco Cha Chi, the other an attempt with robber fleeing the scene.

Green : 1 Robbery of a young lady reported and captured after the fact.

Kind regards and stay safe, the OBSID-ONW OCR Team: Amanda, Jason and Frank E&OE

Please keep reporting suspicious activities to the control room: [021 447-1066](tel:0214471066)