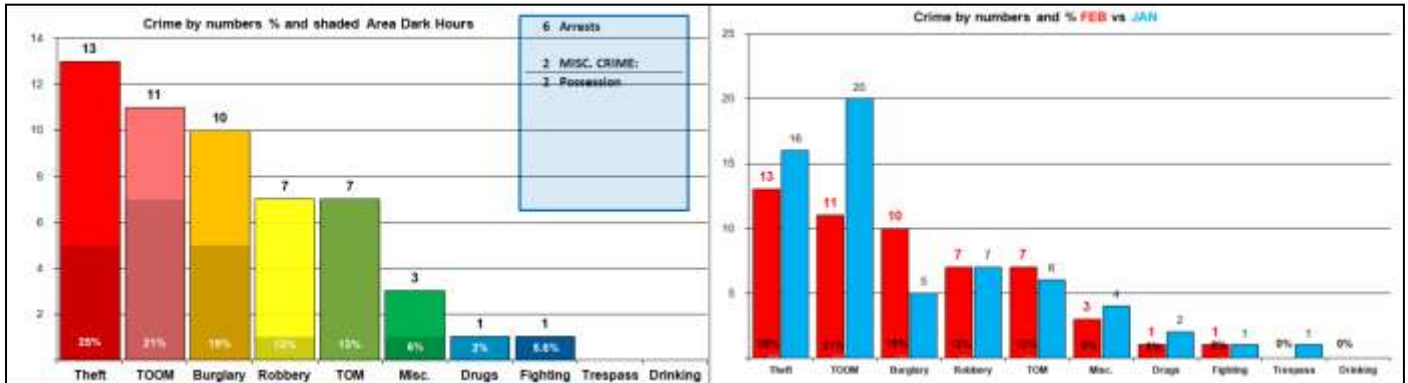


# APRIL 2019 OBSID - ONW CRIME REPORT

## SUMMARY:

April reported crime incidents amounted to 53 against 56 previous March. April month includes 8 attempts and 7 arrests see table on next page. Whilst Theft seems high this is still well below the average as are the TOOM's. The more serious crimes such as Burglary and Robberies declined but as anticipated there was an increase in TOM's with two hijackings one armed with knives car recovered in good condition. The other the victim got fortunately out from being boxed in. We had 5 incidents of conmen but due to alerting the community stopped early. Residents still leave valuables near open windows and four incidents were reported of fishing mainly during warm days. Valuables such as laptops are stolen on a regular basis from cars. Three motor bikes including a scooter got stolen this month.

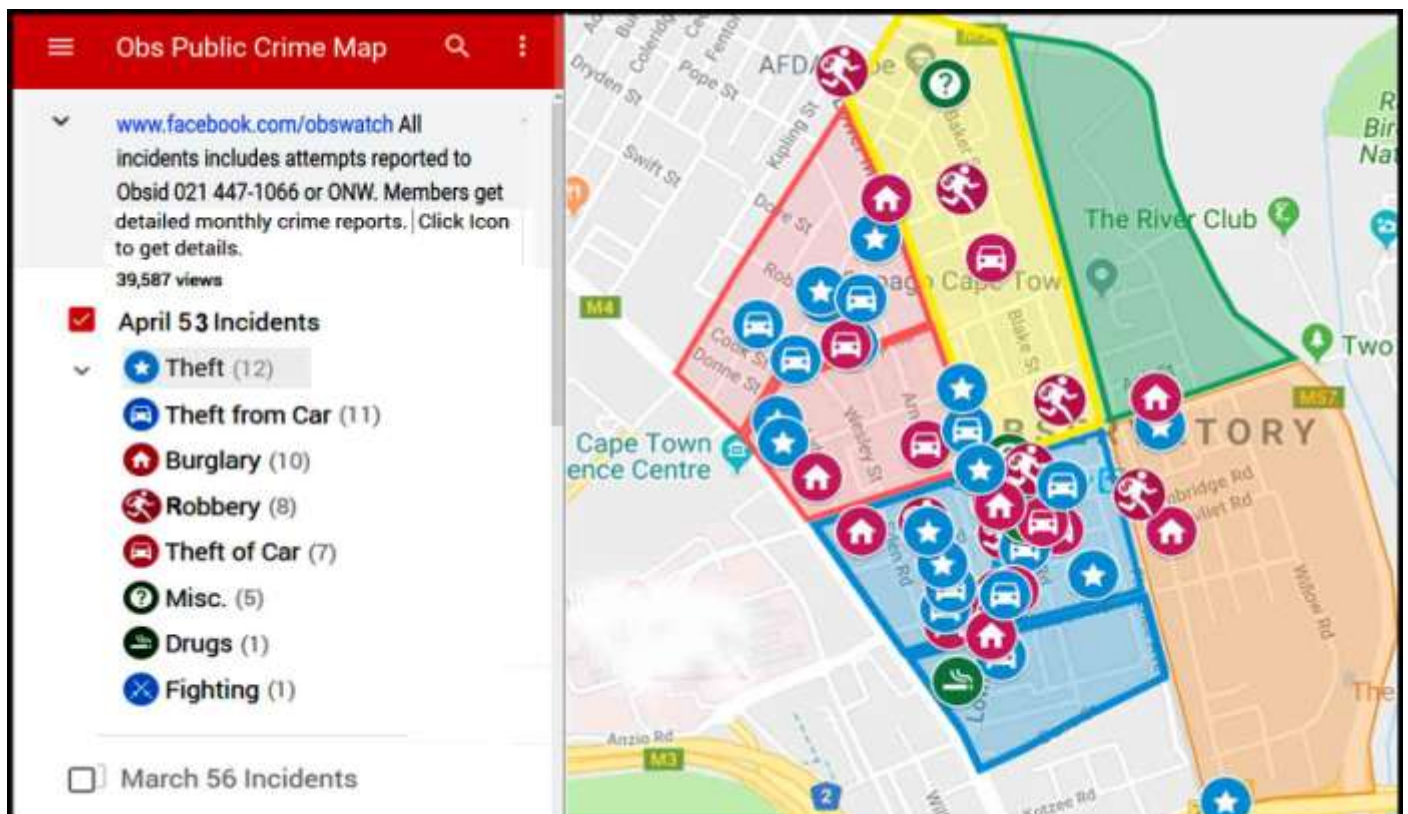
There are no clear indicators as to future (May) crime trends, neither crime classes, periods or times if TOOM's come down Burglary, Robberies and TOM's may see an increase and the other way around. Severity was indexed at 6 lower than last month and seems to be rising.



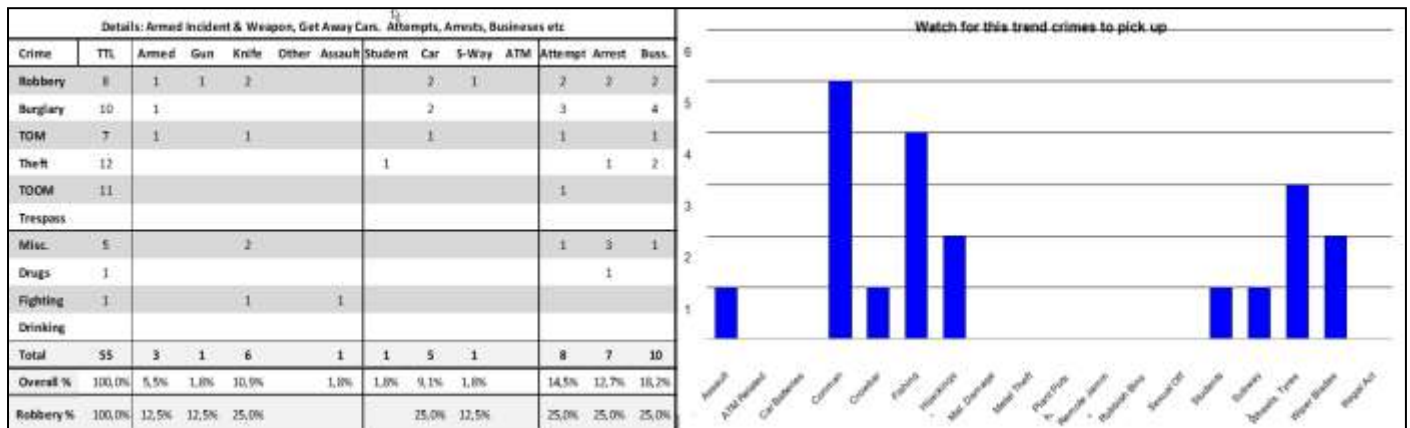
**TOOM** = Theft out of or from Motor vehicle or Motor Cycle. **TOM** = Theft of Motor Vehicle. Theft excludes force or threat & burglary. **Burglary** = House Breaking. **Robbery** = Stealing Property could be armed or with threat of violence. **Fighting** includes other violent acts such as intimidation etc. **Trespassing** = entry of property without consent but not result in other crime (yet). **Possession** under Misc. could be weapons, drugs or stolen goods.

## OBS CRIME MAP:

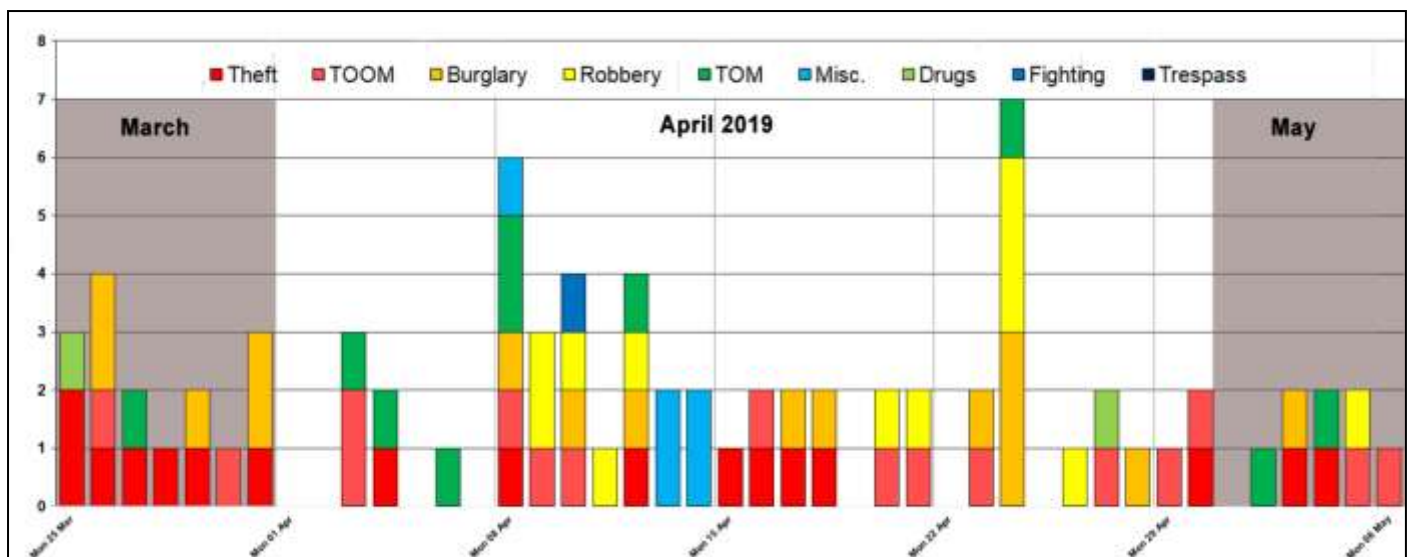
Download from [tinyurl.com/ObsPublicCrimeMap](http://tinyurl.com/ObsPublicCrimeMap) Incident details can be viewed by clicking on the relevant icon. Updates are done bi-monthly and the final report announced on the Obswatch facebook page each month. This popular map has been downloaded / viewed just under 40.000 times.



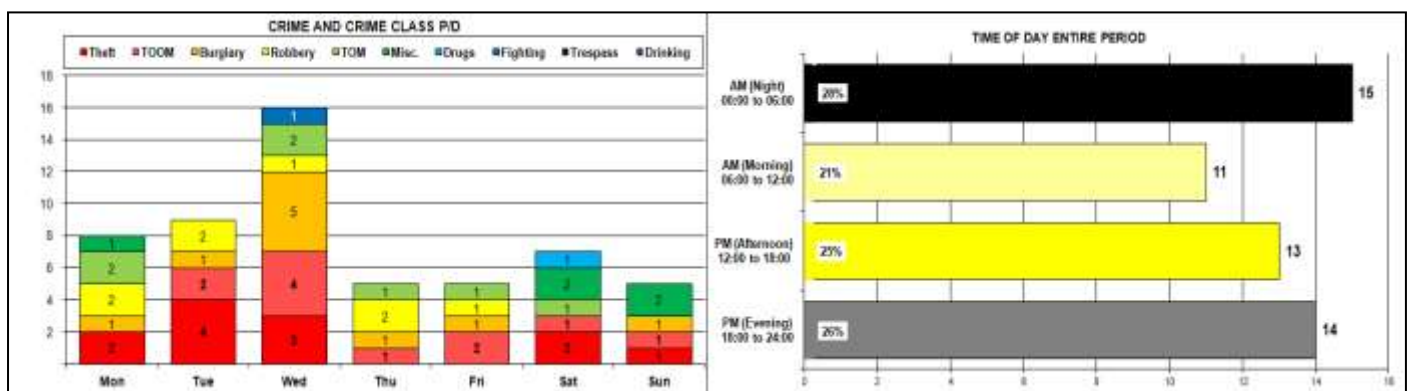
## ANALYSIS OF CRIME TRENDS:



At least 5 incidents with a get-away cars involved, these are generally more serious incidents such as the crowbar type house invasion which were likely armed. The Conmen posting as municipal inspectors had three victims all in the red sector, other attempts were reported and a warning posted. Fishing incidents happened during the warmer autumn days with open windows. Hubcaps stolen fall under wheels.



Shouldn't it have been for the Wednesday 24<sup>th</sup> there would have been a downwards trend in crime.



The Wednesday as hot day seems a bit random and mainly caused by the 24<sup>th</sup> 7 incidents, there were no incident the following 1 May. Somewhat toptoday could include Tuesdays, Wednesdays, Saturdays and Sundays.

## ANALYSIS OF CRIME INCIDENTS BY SECTORS & STREETS: in order of numbers of incidents:

No	Hot Sectors	No's	%	Sev	Theft	TOOM	Burglary	Robbery	TOM	Misc.	Drugs	Fighting	
1	Blue 1	B1	14	26,4%	6,4	3	2	4	3	1	—	—	1
2	Blue 2	B2	11	20,8%	5,5	1	3	1	—	3	3	—	—
3	Red 1	R1	8	15,1%	5,9	2	3	1	1	1	—	—	—
4	Red 2	R2	8	15,1%	5,5	4	2	1	—	1	—	—	—
5	Yellow	Ye	4	7,5%	7,3	—	—	—	2	1	1	—	—
6	Orange	Or	4	7,5%	6,3	2	—	1	1	—	—	—	—
7	Blue 3	B3	3	5,7%	4,3	—	1	1	—	—	—	1	—
8	Green	Gr	1	1,9%	7,0	—	—	1	—	—	—	—	—

No	Hot Streets	Sector	No's	%	Sev	Theft	TOOM	Burglary	Robbery	TOM	Misc.	Drugs	Fighting
1	Lower Main	B1	6	11,3%	6,5	1	—	2	2	—	—	—	1
2	Oxford	B1	5	9,4%	6,4	2	1	1	1	—	—	—	—
3	Bowden	B2	3	5,7%	6,3	—	1	1	—	1	—	—	—
4	Trill	B2	3	5,7%	5,0	—	—	—	—	1	2	—	—
5	Lower Main	R1	2	3,8%	7,5	—	—	1	1	—	—	—	—
6	Lower Main	B3	2	3,8%	6,0	—	1	1	—	—	—	—	—
7	Bowden	B1	2	3,8%	6,0	—	1	—	—	1	—	—	—
8	Lytton	R2	2	3,8%	6,0	1	—	1	—	—	—	—	—
9	Herschel	B2	2	3,8%	6,0	—	1	—	—	1	—	—	—
10	Robins	R1	2	3,8%	6,0	1	—	—	—	1	—	—	—
11	Nuttall	B2	2	3,8%	5,0	—	1	—	—	—	1	—	—
12	Scott	R1	2	3,8%	5,0	1	1	—	—	—	—	—	—
13	Lower Main	R2	2	3,8%	5,0	1	1	—	—	—	—	—	—
14	Nelson	Ye	1	1,9%	8,0	—	—	—	1	—	—	—	—
15	Milner	Or	1	1,9%	8,0	—	—	—	1	—	—	—	—

**Blue** : Crime dropped from two thirds to half of all the crime occurred in Obs. 62% happened during the dark hours

**Blue 1**: Bowden Road had a hijacking where a woman was threatened by knives, car recovered minor damage. An armed Robbery by knives and guns in LMR/Bowden Burglaries in Oxford and businesses LMR, hubcaps and wiper blades.

**Blue 2**: Two cars and a motor bike were stolen a house burglary by women driving a mini cooper. Knives confiscated by Obsid.

**Red 1** :A Scooter got stolen in Robins, two of the three municipal conmen were in this sector the other in R2 an attempted robbery were they came by car and pointed a knife where the woman fought back luckily unharmed.

**Red 2**: A Honda bike got stolen in Gordon and a pit-bull from Arnold was found after a [fb post](#) got 7.000 views. A house in Lytton Road was broken into minimal items taken. The municipal conman hit Bishop Road.

**Yellow**: Attempted hijacking of car boxed in by two other cars. Two Saps imposers tried to accompany a woman from AFDA campus. A would be robbery suspect got arrested. A woman was robbed of her iPhone by suspect who came at speed for her in Anson.

**Orange**: Subway robbery of a student. Attempted house invasion by conmen in Bellevliet and a fishing incident in Barrington. A cable thief got arrested in Strubens after stealing from Prasa.

**Blue 3**: An attempted burglary was avoided by immediate alerting neighbours and Obsid. A McBook laptop was stolen from car near Mango Ginger without signs of force.

**Green**: A house was invaded whilst occupied by kicking in the front door electronics and cameras stolen.

Kind regards and stay safe, the OBSID-ONW OCR Team: Amanda, Jason, Frank and Joe E&OE

**Please keep reporting suspicious activities to the control room: [021 447-1066](tel:0214471066)**